


METAL BALLOT BOX – ELECTION MORNING

The Metal Ballot Box will be with election supplies.



There is a plastic envelope attached to one of the handles. This plastic envelope will be used at the Receiving Station.



Inside the Metal Ballot Box will be a black duffel bag, a pair of wire cutters, and 2 forms.



The first form is a list of items that must be placed in the Metal Ballot Box after the polls close.

The Items That Go In The Metal Ballot Box Are:

- The voted Ballots
- The yellow copy of the Ballot Report

Do NOT put this list in Box!

Z:_SHARED DATA\MARKOFFICE\DOCS\Metal Ballot Box List_Pilot
July 2014


The second form is the seals for the Metal Ballot Box.

SEALS FOR METAL BALLOT BOX

Voting Area 010 Election Date 11-3-20

Morning Seal - Place this seal on the **BACK** latch.
DON'T PUT THIS SEAL ON SLOT LATCH Seal # 0419051


Tape morning seal
the polls close.



Sealed by _____ Sealed by _____

Time sealed _____ AM


Evening Seal - Place this seal on the **BACK** latch after the ballot count is completed.



Sealed by _____ Sealed by _____

Time sealed _____ PM

Evening Seal - Place this seal on the **SLOT** latch after the ballot count is completed.



Sealed by _____ Sealed by _____

Time sealed _____ PM

PLACE THIS PAPER IN THE UNOFFICIAL ENVELOPE AFTER THE POLLS CLOSE.

The top seal must be affixed to the back latch (large door) after the ballot box is empty and before the polls are open. The Inspector and JOP need to sign and note the time the box was sealed.

SEALS FOR METAL BALLOT BOX

Voting Area 010 Election Date 11-3-20

Morning Seal - Place this seal on the **BACK** latch.
DON'T PUT THIS SEAL ON SLOT LATCH Seal # 0419051

Tape morning seal back to this spot after
the polls close.

Sealed by Judy Smith Sealed by Fred Jones

Time sealed 5:15 AM