

RFP #BH-2018-01

ADDENDUM 1, ATTACHMENT 3

Correct Rx

PHARMACY SERVICES



Prepared for:
November 1, 2017- November 30, 2017

Prepared by:
CORRECT RX PHARMACY SERVICES
1352 Charwood Road, Suite C

**PIMA COUNTY ADULT DETENTION CENTER
FORMULARY MANAGEMENT REPORT November 2017**

	INMATE CENSUS	TOTAL RX ORDERS	NEW RX ORDERS	NF NEW RX ORDERS	REFILL RX ORDERS	STOCK MEDS	NF RX'S	FORM RX'S	PSYCH RX'S	NF PSYCH RX'S	CONTROL RX'S	OTC ORDERS	BIO-IMMUNO RX'S	HEP B RX'S	ANTINEOPLASTIC RX'S	ATYP ANTI PSYCH RX'S	TYP ANTI PSYCH RX'S
Dec-16	1815	5,641	4,833	324	808	3,672	441	5,179	2,894	436	85	1,114	0	0	0	510	247
Jan-17	1815	5,960	4,836	327	1,124	3,060	423	5,537	3,179	303	144	2,581	4	0	0	593	188
Feb-17	1815	4,665	3,334	226	1,331	1,807	380	4,285	2,540	285	130	1,006	2	0	0	489	145
Mar-17	1815	6,268	4,145	274	2,101	2,444	462	5,610	3,685	371	126	378	3	0	0	272	66
Apr-17	1815	6,273	3,396	491	2,877	1,805	563	5,710	3,934	432	77	2,133	28	0	0	755	205
May-17	1659	6,975	3,685	577	3,290	2,190	662	6,313	4,204	662	147	1,056	0	0	1	820	254
Jun-17	1623	6,809	3,576	569	3,233	1,987	654	6,155	4,001	654	152	817	0	0	0	775	242
Jul-17	1646	7,277	3,583	494	3,694	1,818	585	6,692	4,523	585	62	776	0	0	4	842	265
Aug-17	1658	7,396	3,697	568	3,699	2,038	678	6,718	4,462	678	139	815	0	2	1	862	287
Sep-17	1613	6,694	3,095	586	3,599	1,582	654	6,040	4,200	654	81	624	0	0	3	862	227
Oct-17	1647	6,991	3,143	562	3,848	1,382	634	6,357	4,466	634	156	655	0	0	5	862	258
Nov-17	1632	6,976	3,143	544	3,833	1,497	696	6,280	4,433	696	80	650	0	0	4	816	264
% CHAN PQ	-0.45%	-0.73%	-5.09%	-4.90%	3.17%	-10.22%	6.21%	-1.44%	1.30%	6.21%	-36.17%	-6.88%	0.00%	-100.00%	33.33%	-5.34%	2.59%
% CHAN PY	-5.12%	8.16%	-16.33%	19.73%	42.42%	-30.77%	24.77%	6.94%	15.86%	34.46%	-32.26%	-40.19%	-100.00%	-100.00%	214.29%	17.46%	21.81%
AVG PQ	1,639	7,027	3,312	572	3,715	1,667	655	6,372	4,376	655	125	698	-	1	3	862	257
Y-T-D	20,553	77,925	44,466	5,542	33,437	25,282	6,832	70,876	46,521	6,390	1,379	12,605	37	2	18	8,458	2,648
	NF ATYP ANTI PSYCH RX'S	NF TYP ANTI PSYCH RX'S	TRICYCLIC RX'S	NF TRICYCLIC RX'S	TOTAL ZYPREXA RX'S	GEODON RX'S	RISPERDAL RX'S	ZYPREXA RX'S	CLOZAPINE RX'S	ABILIFY RX'S	SEROQUEL RX'S	EMEDS	# INM ON RX'S	# INM ON RX'S(A)	# INM ON NF RX'S	% INM ON RX'S	# RX'S/INM
Dec-16	223	0	53	0	329	9	161	329	0	24	255	0	816	816	138	44.96%	3.11
Jan-17	254	0	67	0	171	7	170	171	0	23	215	0	1,015	1,015	161	55.92%	3.28
Feb-17	238	0	52	2	135	8	119	135	0	16	207	0	1,005	1,507	240	55.37%	2.57
Mar-17	153	0	49	0	208	16	167	208	0	32	260	11	786	1,574	86	43.31%	3.45
Apr-17	335	0	99	0	204	16	184	204	0	37	258	0	1,035	1,570	171	57.02%	3.46
May-17	404	0	108	0	235	13	215	235	0	49	424	0	1,062	1,659	190	64.01%	4.20
Jun-17	379	0	111	0	225	17	201	225	0	51	389	0	1,098	1,098	195	67.65%	4.20
Jul-17	381	0	117	0	252	8	240	252	0	51	382	0	1,171	1,171	182	0.00%	4.42
Aug-17	430	0	117	0	215	10	231	215	0	64	426	0	1,148	1,148	178	0.00%	4.46
Sep-17	421	0	93	0	213	24	258	213	0	58	427	0	1,125	1,125	195	0.00%	4.15
Oct-17	395	0	105	0	261	14	234	261	0	60	432	0	1,132	1,132	185	0.00%	4.24
Nov-17	355	0	88	0	264	14	213	264	2	52	346	0	1,145	1,145	174	0.00%	4.27
% CHAN PQ	-14.53%	0.00%	-16.19%	0.00%	14.95%	-12.50%	-11.62%	14.95%	100.00%	-14.29%	-19.22%	0.00%	0.88%	0.88%	-6.45%	0.00%	-0.25%
% CHAN PY	8.08%	0.00%	-0.31%	-100.00%	18.63%	8.45%	7.48%	18.63%	100.00%	23.01%	3.56%	-100.00%	10.55%	-8.83%	-0.36%	-100.00%	13.17%
AVG PQ	415	-	105	0.00	230	16	241	230	0.00	61	428	0.00	1,135	1,135	186	0.00%	4
Y-T-D	3,968	0	1,059	2	2,712	156	2,393	2,712	2	517	4,021	11	12,538	14,960	2,095		
	# RX'S/PATIENTS TREATED	# RX'S/INM LESS STOCK	% STOCK ORDERS	% NF RX'S	% PSYCH RX'S	% NF PSYCH RX'S	# INM ON PSYCHS	# INM ON PSYCHS(A)	# INM ON NF PSYCH'S	% INM ON PSYCHS	# INM ON ATYP ANTIPSYCH(A)	% INM ON PSYCHS/INM ON RXS	# INM ON ATYP ANTIPSY	# INM ON TYP ANTIPSY	# INM ON ATYP TO TYP	# PSYCH RXS/INM	# PSYCH RX'S/PSYCH PATIENT
Dec-16	6.91	1.08	65.09%	7.82%	51.30%	7.73%	643	643	436	35.43%	196	78.80%	196	76	18:7	1.59	4.50
Jan-17	5.87	1.60	51.34%	7.10%	53.34%	5.08%	801	801	134	44.13%	120	78.92%	120	75	8:5	1.75	3.97
Feb-17	4.64	1.57	38.74%	8.15%	54.45%	6.11%	794	1,062	45	58.51%	298	79.00%	276	80	31:9	1.40	2.39
Mar-17	7.97	2.11	38.99%	7.37%	58.79%	5.92%	852	1,129	145	62.20%	324	108.40%	264	78	27:8	2.03	3.26
Apr-17	6.06	2.46	28.77%	8.97%	62.71%	6.89%	827	1,077	140	59.34%	318	79.90%	295	104	17:6	2.17	3.65
May-17	6.57	2.88	31.40%	9.49%	60.27%	9.49%	851	1,067	174	64.32%	337	80.13%	315	81	35:9	2.53	3.94

Jun-17	6.20	2.97	29.18%	9.60%	58.76%	9.60%	856	2,441	272	150.40%	495	77.96%	486	128	19:5	2.47	1.64
Jul-17	6.21	3.32	24.98%	8.04%	62.15%	8.04%	918	1,125	168	68.35%	334	78.39%	334	112	3:1	2.75	4.02
Aug-17	6.44	3.23	27.56%	9.17%	60.33%	9.17%	898	1,147	171	69.18%	337	78.22%	337	107	22:7	2.69	3.89
Sep-17	5.95	3.17	23.63%	9.77%	62.74%	9.77%	890	1,115	179	69.13%	350	79.11%	350	110	19:6	2.60	3.77
Oct-17	6.18	3.41	19.77%	9.07%	63.88%	9.07%	903	1,139	180	69.16%	358	79.77%	358	112	16:5	2.71	3.92
Nov-17	6.09	3.36	21.46%	9.98%	63.55%	9.98%	921	1,128	154	69.12%	340	80.44%	340	115	3:1	2.72	3.93
% CHAN PQ	-1.57%	2.70%	-9.27%	6.87%	1.97%	6.87%	2.68%	-0.50%	-12.83%	-0.05%	-2.39%	1.77%	-2.39%	4.86%	-1:2	1.78%	0.73%
% CHAN PY	-2.89%	32.82%	-37.79%	16.08%	7.75%	26.34%	9.73%	-2.65%	-17.12%	1.35%	7.87%	-1.54%	12.28%	19.00%	20.98%	10.97%	
AVG PQ	6.2	3.3	24%	9%	62%	9%	897	1,134	176.67	69%	348	79%	348	110		3	4
Y-T-D							10,154	13,874	2,198		3,807		3,671	1,178			

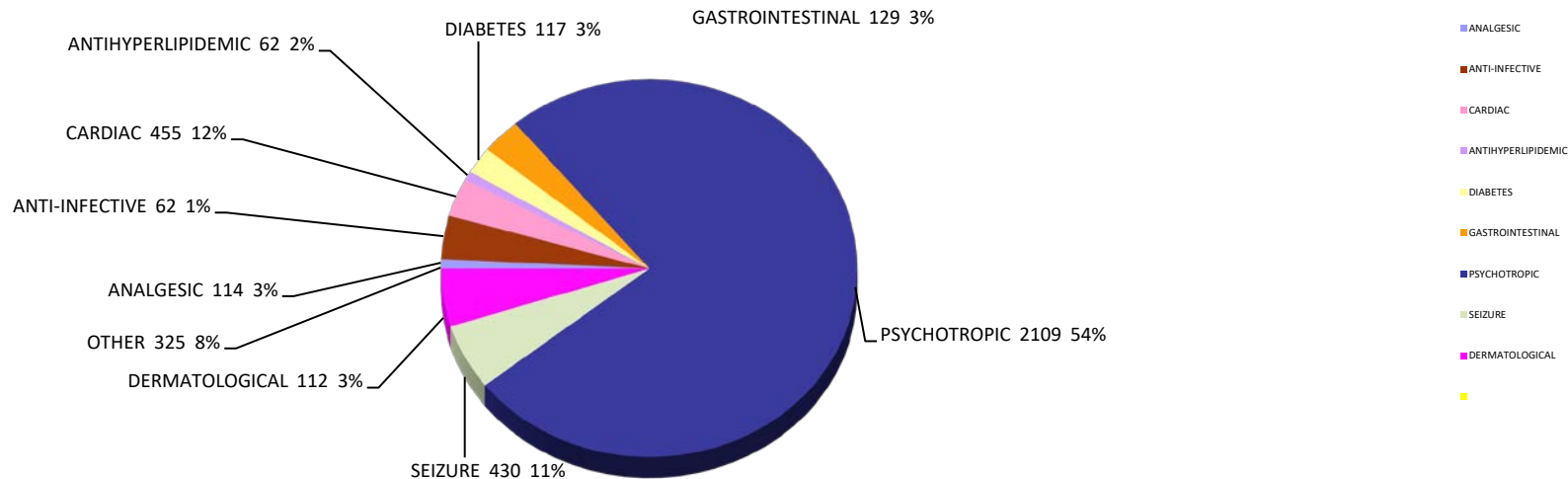
	# RX'S/INM LESS PSYCHS	% INM ON MEDS LESS PSYCHS	% INM ON ATYP ANTIPSY	# INM ON GEODON	# INM ON BENZOS	# INM ON RISPERDAL	# INM ON ZYPREXA	# INM ON CLOZAPINE	# INM ON ABILIFY	# INM ON SEROQUEL	# INM ON CNS STIM	# INM ON HEP C	# INM ON HEP B	HEP C RX'S	COST OF HEP C	COST OF HEP B	COST OF HEP C/INM ON HEP C
Dec-16	1.51	9.53%	10.80%	6	0	78	113	0	16	71	0	0	0	0	\$0.00	\$0.00	\$0.00
Jan-17	1.53	11.79%	6.61%	5	0	90	95	0	17	112	4	0	0	0	\$0.00	\$0.00	\$0.00
Feb-17	1.17	-3.14%	15.21%	8	296	79	103	0	9	102	3	0	0	0	\$0.00	\$0.00	\$0.00
Mar-17	1.42	-18.90%	14.55%	8	312	78	111	0	16	96	2	0	0	0	\$0.00	\$0.00	\$0.00
Apr-17	1.29	-2.31%	16.25%	8	293	86	94	0	19	90	1	0	0	0	\$0.00	\$0.00	\$0.00
May-17	1.67	-0.30%	18.99%	6	287	86	107	0	17	99	3	0	0	0	\$0.00	\$0.00	\$0.00
Jun-17	1.73	-82.75%	29.94%	6	289	96	106	0	23	113	4	1	0	0	\$0.00	\$0.00	\$0.00
Jul-17	1.67	2.79%	20.29%	4	256	104	104	0	22	112	1	0	0	0	\$0.00	\$0.00	\$0.00
Aug-17	1.77	0.06%	20.33%	5	308	103	101	0	25	112	3	0	0	0	\$0.00	\$0.00	\$0.00
Sep-17	1.55	0.62%	21.70%	8	287	105	108	0	24	117	6	0	0	0	\$0.00	\$0.00	\$0.00
Oct-17	1.53	-0.43%	21.74%	4	298	108	108	0	25	121	5	0	0	0	\$0.00	\$0.00	\$0.00
Nov-17	1.56	1.04%	20.83%	5	261	98	127	1	20	102	3	0	0	0	\$0.00	\$0.00	\$0.00
% CHAN PQ	-3.59%	1,124.24%	-1.98%	-11.76%	-12.32%	-6.96%	20.19%	100.00%	-18.92%	-12.57%	-35.71%	0.00%	0.00%	0.00%	0.00%	0.00%	0.00%
% CHAN PY	1.72%	-113.80%	16.68%	-19.12%	9.33%	6.42%	21.48%	100.00%	3.29%	-2.01%	3.13%	-100.00%	0.00%	0.00%	0.00%	0.00%	0.00%
AVG PQ	1.62	0%	21%	5.67	298	105	106	0%	25	117	5	0	0	0	\$0.00	\$0.00	\$0.00
Y-T-D				73	2,887	1,111	1,277	1.00	233	1,247	35	1	0	-	\$0.00	\$0.00	

	# INM ON HIV	# INM ON HIV(A)	% INM ON HIV	HIV RX'S	HIV TOTAL COST	HIV COST/INM ON HIV	NET COST OF MEDS	TOTAL MONTHLY COST	TOTAL COST/INM	COST/INM ON RXS	CREDITS	PSYCH CREDITS	TOTAL COST LESS CREDITS	TOTAL COST/INM LESS CREDITS	TOTAL RX COST LESS STOCK	COST/INM LESS HIV	NEW RX COST
Dec-16	10	10	0.55%	26	\$17,781.58	\$1,778.16	\$114,399.02	\$105,039.22	\$57.87	\$140.19	\$9,359.80	\$5,660.70	\$95,679.42	\$52.72	\$55,786.52	\$48.08	\$82,441.54
Jan-17	8	8	0.44%	20	\$16,732.27	\$2,091.53	\$126,089.98	\$106,310.47	\$58.57	\$124.23	\$19,779.51	\$13,400.52	\$86,530.96	\$47.68	\$54,970.59	\$49.35	\$93,500.90
Feb-17	8	8	0.44%	22	\$13,909.43	\$1,738.68	\$97,631.80	\$82,243.90	\$45.31	\$97.15	\$13,251.77	\$5,611.84	\$68,992.13	\$38.01	\$50,722.25	\$37.65	\$47,899.79
Mar-17	9	9	0.50%	46	\$18,397.57	\$2,044.17	\$109,600.67	\$109,600.67	\$60.39	\$139.44	\$19,075.19	\$9,817.88	\$90,525.48	\$49.88	\$63,161.08	\$50.25	\$72,655.96
Apr-17	11	11	0.61%	44	\$26,368.00	\$2,397.09	\$104,626.64	\$116,450.20	\$64.16	\$101.09	\$11,823.56	\$4,019.03	\$104,626.64	\$57.65	\$72,599.41	\$49.63	\$65,624.89
May-17	14	15	0.90%	60	\$30,646.76	\$2,043.12	\$171,849.04	\$179,945.52	\$108.47	\$161.82	\$8,096.48	\$1,307.13	\$171,849.04	\$103.59	\$140,554.04	\$89.99	\$96,542.97
Jun-17	11	11	0.68%	45	\$30,555.47	\$2,777.77	\$148,731.40	\$158,296.18	\$97.53	\$135.46	\$9,564.78	\$0.00	\$148,731.40	\$91.64	\$116,691.60	\$78.71	\$72,117.15
Jul-17	10	11	0.67%	37	\$18,934.58	\$1,721.33	\$117,816.13	\$130,339.20	\$79.19	\$100.61	\$12,523.07	\$0.00	\$117,816.13	\$71.58	\$96,248.13	\$67.68	\$59,883.58
Aug-17	8	10	0.60%	39	\$18,751.56	\$1,875.16	\$124,967.26	\$142,388.00	\$85.88	\$108.86	\$17,420.74	\$1,288.06	\$124,967.26	\$75.37	\$99,107.68	\$74.57	\$72,766.75
Sep-17	8	8	0.50%	24	\$18,025.86	\$2,253.23	\$119,762.05	\$140,298.46	\$86.98	\$106.46	\$20,536.41	\$1,394.26	\$119,762.05	\$74.25	\$104,561.65	\$75.80	\$70,777.58
Oct-17	8	8	0.49%	25	\$19,658.09	\$2,457.26	\$84,657.65	\$103,317.36	\$62.73	\$74.79	\$18,659.71	\$910.66	\$84,657.65	\$51.40	\$77,642.34	\$50.79	\$53,197.10
Nov-17	7	8	0.49%	30	\$13,937.03	\$1,742.13	\$97,288.66	\$108,522.46	\$66.50	\$84.97	\$11,233.80	\$1,627.92	\$97,288.66	\$59.61	\$79,701.56	\$57.96	\$51,760.32
% CHAN PQ	-12.50%	-7.69%	-7.21%	2.27%	-25.91%	-20.64%	-11.39%	-15.7%	-15.32%	-12.13%	-40.47%	35.93%	-11.39%	-11.03%	-15.00%	-13.57%	-21.07%

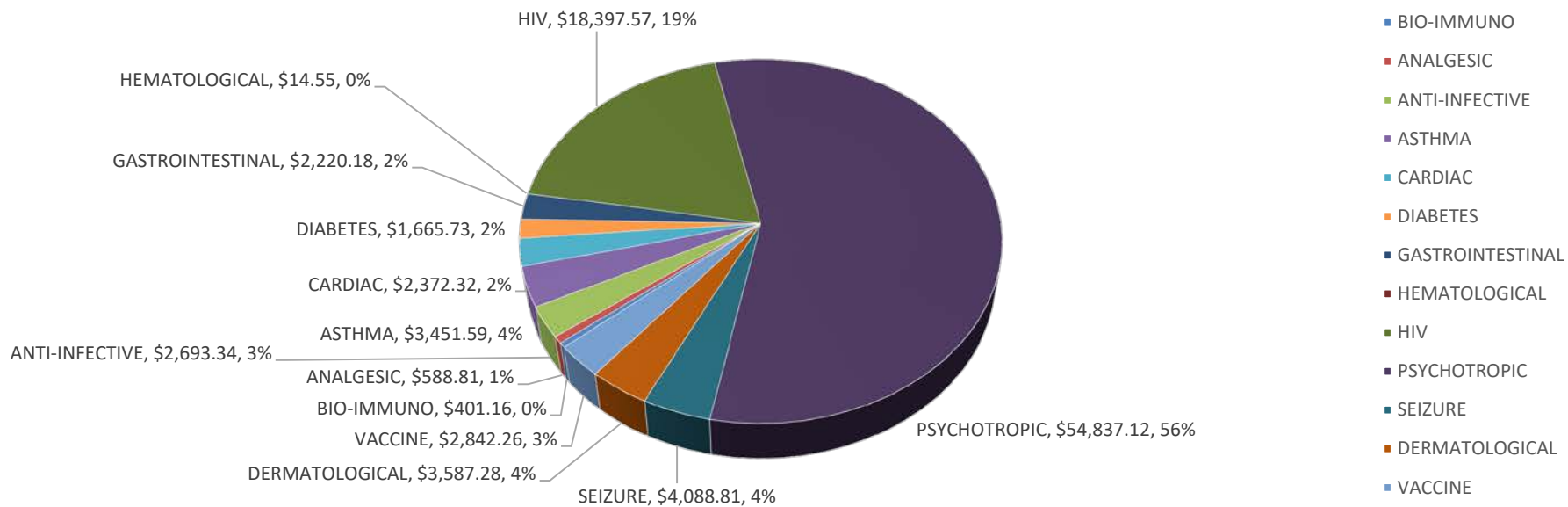
% CHAN PY	-26.67%	-19.27%	-15.34%	-14.95%	-33.28%	-17.32%	-18.93%	-13.13%	-9.37%	-27.55%	-22.81%	-58.75%	-11.86%	-8.13%	-5.94%	-5.20%	-27.69%
AVG PQ	8	9	0.53%	29	\$18,811.84	\$2,195.22	\$109,795.65	\$128,667.94	\$78.53	\$96.70	\$18,872.29	\$1,197.66	\$109,795.65	\$67.01	\$93,770.56	\$67.06	\$65,580.48
Y-T-D	112	117		418	\$243,698.20		\$1,417,420.30	\$1,482,751.64			\$171,324.82	\$45,038.00	\$1,311,426.82		\$1,011,746.85		\$839,168.53
	NF NEW RX COST	REFILL RX COST	NF TOTAL COST	NF COST/INM	FORM TOTAL COST	FORM COST/INM	PSYCH COST	PSYCH COST/INM	FORM PSYCH COST	NF PSYCH COST	NF PSYCH COST/INM	ATYP ANTIPSY COST	ATYP ANTIPSY COST/INM	ATYP ANTIPSY COST/PSYCH INM(B)	TYP ANTIPSY COST	TYP ANTIPSY COST/PSYCH INM(B)	ANTIDEPRESSANT COST
Dec-16	\$18,192.77	\$31,957.48	\$31,189.76	\$17.18	\$71,799.00	\$39.56	\$59,189.84	\$32.61	\$34,371.40	\$24,818.44	\$13.67	\$18,055.40	\$9.95	\$28.08	\$16,090.62	\$25.02	\$5,819.59
Jan-17	\$19,191.39	\$32,589.08	\$26,248.92	\$14.46	\$83,108.79	\$45.79	\$67,894.14	\$37.41	\$52,479.14	\$15,415.00	\$8.49	\$32,206.07	\$17.74	\$40.21	\$16,197.57	\$20.22	\$6,746.73
Feb-17	\$5,623.81	\$34,344.11	\$22,156.82	\$12.21	\$75,474.98	\$41.58	\$49,807.74	\$27.44	\$36,270.07	\$13,537.67	\$7.46	\$19,247.30	\$10.60	\$24.24	\$8,634.53	\$10.87	\$8,268.70
Mar-17	\$16,124.38	\$37,585.34	\$31,560.10	\$17.39	\$78,681.20	\$43.35	\$62,275.90	\$34.31	\$46,277.58	\$15,998.32	\$8.81	\$31,731.41	\$17.48	\$37.24	\$9,901.45	\$11.62	\$7,464.69
Apr-17	\$11,247.52	\$50,825.31	\$24,038.97	\$13.24	\$66,042.77	\$36.39	\$58,645.57	\$32.31	\$39,007.69	\$19,637.88	\$10.82	\$29,137.15	\$16.05	\$35.23	\$10,738.29	\$12.98	\$8,420.32
May-17	\$46,696.36	\$83,402.55	\$102,784.05	\$61.96	\$77,161.47	\$46.51	\$63,894.86	\$38.51	\$37,197.99	\$26,696.87	\$16.09	\$31,799.64	\$19.17	\$37.37	\$12,762.31	\$15.00	\$7,993.90
Jun-17	\$19,876.86	\$86,179.03	\$77,631.17	\$47.83	\$80,665.01	\$49.70	\$59,978.37	\$36.96	\$41,846.86	\$18,131.51	\$11.17	\$29,416.34	\$18.12	\$34.36	\$12,557.80	\$14.67	\$7,732.25
Jul-17	\$13,657.95	\$70,455.62	\$48,359.32	\$29.38	\$81,979.88	\$49.81	\$72,223.34	\$43.88	\$43,292.60	\$28,930.74	\$17.58	\$38,587.64	\$23.44	\$42.03	\$12,587.68	\$13.71	\$8,964.46
Aug-17	\$22,009.91	\$69,621.25	\$62,421.16	\$37.65	\$79,966.84	\$48.23	\$72,829.52	\$43.93	\$47,432.29	\$25,397.23	\$15.32	\$38,338.57	\$23.12	\$42.69	\$15,292.26	\$17.03	\$8,714.73
Sep-17	\$25,835.67	\$69,520.88	\$66,529.13	\$41.25	\$73,769.33	\$45.73	\$73,435.04	\$45.53	\$42,025.25	\$31,409.79	\$19.47	\$38,841.35	\$24.08	\$43.64	\$11,079.49	\$12.45	\$8,436.86
Oct-17	\$19,700.07	\$50,120.26	\$40,015.75	\$24.30	\$63,301.61	\$38.43	\$50,523.45	\$30.68	\$34,594.67	\$15,928.78	\$9.67	\$20,025.09	\$12.16	\$22.18	\$9,936.23	\$11.00	\$8,633.04
Nov-17	\$12,132.52	\$56,762.14	\$38,475.07	\$23.58	\$70,047.39	\$42.92	\$57,765.77	\$35.40	\$38,906.98	\$18,858.79	\$11.56	\$26,269.35	\$16.10	\$28.52	\$10,551.45	\$11.46	\$8,762.36
% CHAN PQ	-46.11%	-10.03%	-31.69%	-31.46%	-3.18%	-2.75%	-11.94%	-11.61%	-5.91%	-22.22%	-22.03%	-18.93%	-18.65%	-21.14%	-12.82%	-15.10%	1.95%
% CHAN PY	-38.82%	1.26%	-20.59%	-18.15%	-7.38%	-2.67%	-8.00%	-3.52%	-5.90%	-12.06%	-8.26%	-11.74%	-7.75%	-18.99%	-14.52%	-23.43%	10.54%
AVG PQ	\$22,515.22	\$63,087.46	\$56,322.01	\$34.40	\$72,345.93	\$44.13	\$65,596.00	\$40.04	\$41,350.74	\$24,245.27	\$14.82	\$32,401.67	\$19.79	\$36.17	\$12,102.66	\$13.49	\$8,594.88
Y-T-D	\$230,289.21	\$673,363.05	\$571,410.22		\$901,998.27		\$748,463.54		\$493,702.52	\$254,761.02		\$353,655.31		\$146,329.68		\$95,957.63	

	ANTIDEPRESSANT COST/PSYCH INM(B)	NF ATYP ANTIPSY COST	OTC TOTAL COST	OTC COST/INM	OTC STOCK COST	RX STOCK COST	TOTAL COST OF STOCK	HEP B COST	ANTINEOPLASTIC COST	GI COST	TRICYCLIC COST	VACCINE COST	GEODON COST	RISPERDAL COST	ZYPREXA COST	CLOZAPINE COST	ABILIFY COST
Dec-16	\$9.05	\$13,204.59	\$5,767.64	\$3.18	\$5,647.03	\$43,605.67	\$49,252.70	\$0.00	\$0.00	\$1,829.71	\$1,009.51	\$0.00	\$1,830.61	\$19,748.54	\$2,593.83	\$0.00	\$2,858.66
Jan-17	\$8.42	\$14,606.06	\$6,293.11	\$3.47	\$6,061.74	\$45,278.14	\$51,339.88	\$0.00	\$0.00	\$2,898.24	\$1,341.63	\$810.42	\$129.72	\$16,390.32	\$1,222.89	\$0.00	\$4,681.62
Feb-17	\$10.41	\$12,271.19	\$8,500.02	\$4.68	\$8,121.37	\$23,400.28	\$31,521.65	\$0.00	\$0.00	\$2,384.95	\$1,267.80	\$291.97	\$119.73	\$5,296.53	\$857.88	\$0.00	\$2,431.89
Mar-17	\$8.76	\$15,115.97	\$5,256.39	\$2.90	\$5,007.27	\$41,432.32	\$46,439.59	\$0.00	\$0.00	\$2,151.45	\$1,681.43	\$2,842.26	\$196.14	\$15,469.87	\$1,162.97	\$0.00	\$1,164.06
Apr-17	\$10.18	\$18,159.42	\$3,562.77	\$1.96	\$3,238.31	\$40,612.48	\$43,850.79	\$0.00	\$0.00	\$1,814.43	\$1,285.70	\$3,779.95	\$190.13	\$9,757.88	\$1,265.75	\$0.00	\$946.47
May-17	\$9.39	\$25,873.41	\$5,280.14	\$3.18	\$5,131.31	\$34,260.17	\$39,391.48	\$0.00	\$20.10	\$1,211.36	\$1,263.41	\$0.00	\$145.52	\$4,543.65	\$1,426.21	\$0.00	\$2,704.69
Jun-17	\$9.03	\$17,606.61	\$4,561.85	\$2.81	\$4,248.20	\$116,377.95	\$41,604.58	\$0.00	\$20.10	\$4,296.60	\$1,408.93	\$921.53	\$166.19	\$10,537.16	\$1,302.47	\$0.00	\$4,584.02
Jul-17	\$9.77	\$27,986.46	\$4,267.54	\$2.59	\$3,775.50	\$95,756.09	\$34,091.07	\$0.00	\$88.35	\$3,391.15	\$1,472.72	\$0.00	\$85.72	\$9,129.51	\$1,552.86	\$0.00	\$13,209.18
Aug-17	\$9.70	\$24,705.81	\$4,511.66	\$2.72	\$4,124.30	\$98,720.32	\$43,280.32	\$0.00	\$15.90	\$3,743.74	\$1,520.91	\$0.00	\$92.38	\$12,371.78	\$1,350.87	\$0.00	\$9,491.72
Sep-17	\$9.48	\$30,175.99	\$3,320.16	\$2.06	\$3,160.95	\$104,402.44	\$35,736.81	\$0.00	\$22.50	\$2,133.93	\$1,118.59	\$2,663.87	\$252.58	\$7,464.14	\$1,297.05	\$0.00	\$13,414.70
Oct-17	\$9.56	\$15,240.08	\$3,741.05	\$2.27	\$3,580.59	\$77,481.88	\$25,675.02	\$0.00	\$38.40	\$2,094.23	\$1,158.96	\$595.78	\$101.32	\$3,522.08	\$1,403.01	\$0.00	\$8,892.90
Nov-17	\$9.51	\$18,077.24	\$3,643.62	\$2.23	\$3,375.24	\$79,433.18	\$28,820.90	\$0.00	\$69.90	\$1,795.37	\$1,027.41	\$518.88	\$173.18	\$6,891.99	\$1,444.50	\$0.00	\$8,914.96
% CHAN PQ	-1.41%	-34.56%	-9.66%	-9.15%	-8.45%	-20.27%	-23.56%	0.00%	65.44%	-41.89%	-25.05%	-41.56%	20.63%	-28.62%	3.16%	0.00%	-25.95%
% CHAN PY	0.99%	-9.48%	-29.00%	-24.45%	-30.43%	23.37%	-30.80%	0.00%	318.69%	-30.56%	-23.16%	-54.12%	-46.03%	-37.75%	2.94%	0.00%	60.67%
AVG PQ	\$9.65	\$27,622.75	\$4,033.12	\$2.46	\$3,686.92	\$99,626.28	\$37,702.73	\$0.00	\$42.25	\$3,089.61	\$1,370.74	\$887.96	\$143.56	\$9,655.14	\$1,400.26	\$0.00	\$12,038.53
Y-T-D		\$233,022.83	\$58,705.95		\$55,471.81	\$800,760.92	\$471,004.79	\$0.00	\$275.25	\$29,745.16	\$15,557.00	\$12,424.66	\$3,483.22	\$121,123.45	\$16,880.29	\$0.00	\$73,294.87
	SEROQUEL COST	MED SUPPLY COST	EMED COST	ADDTL CHARGES	INVOICE TOTAL	% ATYP ANTIPSYCH COST/TOTAL COST	% HIV COST/TOTAL COST	% PSYCH COST/TOTAL COST	% NF COST/TOTAL COST	% HEP B COST/TOTAL COST	% HEP C COST/TOTAL COST	PSYCH COST/PSYCH INM(A)	ATYP COST/ATYP INM(A)				

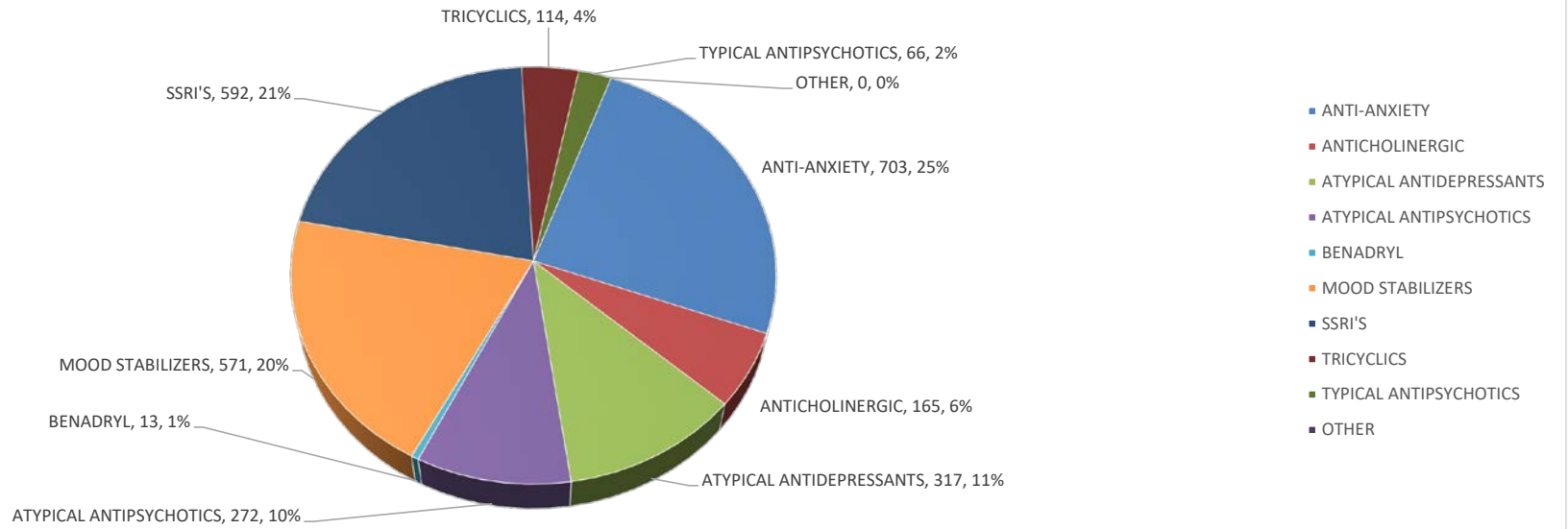
**PIMA COUNTY ADULT DETENTION CENTER
THERAPEUTIC CLASS PRESCRIPTIONS
ONE MONTH USAGE**



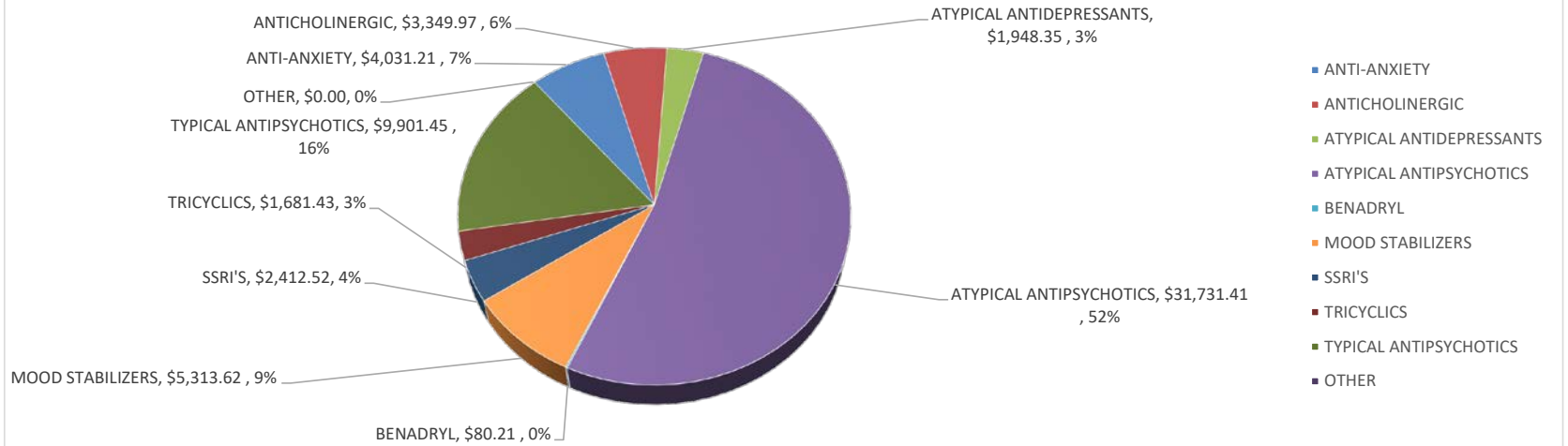
**PIMA COUNTY ADULT DETENTION CENTER
THERAPEUTIC CLASS EXPENDITURES
ONE MONTH USAGE**



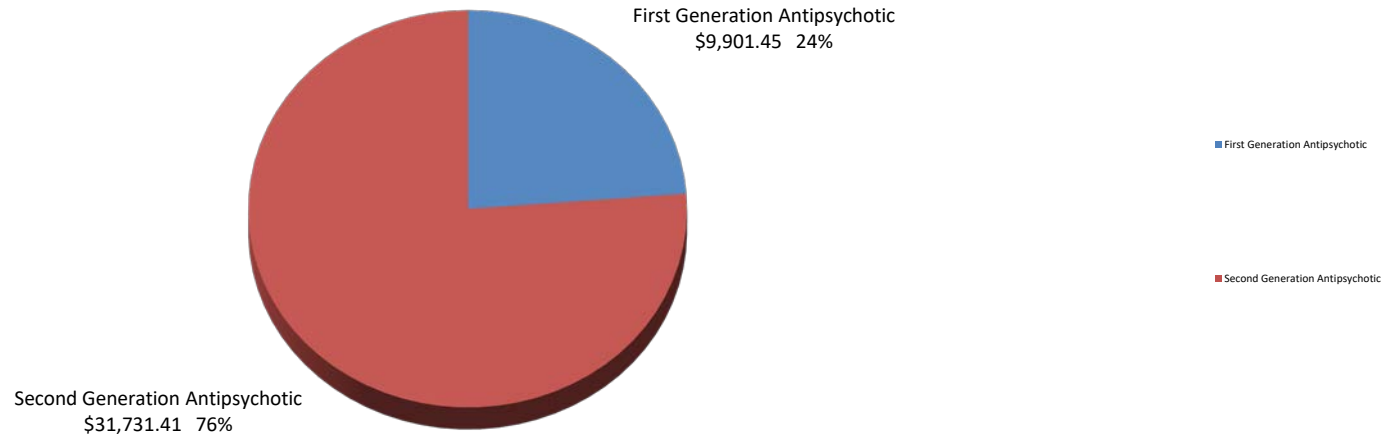
PIMA COUNTY ADULT DETENTION CENTER
PSYCHOTROPIC MEDICATION PRESCRIPTIONS
ONE MONTH USAGE



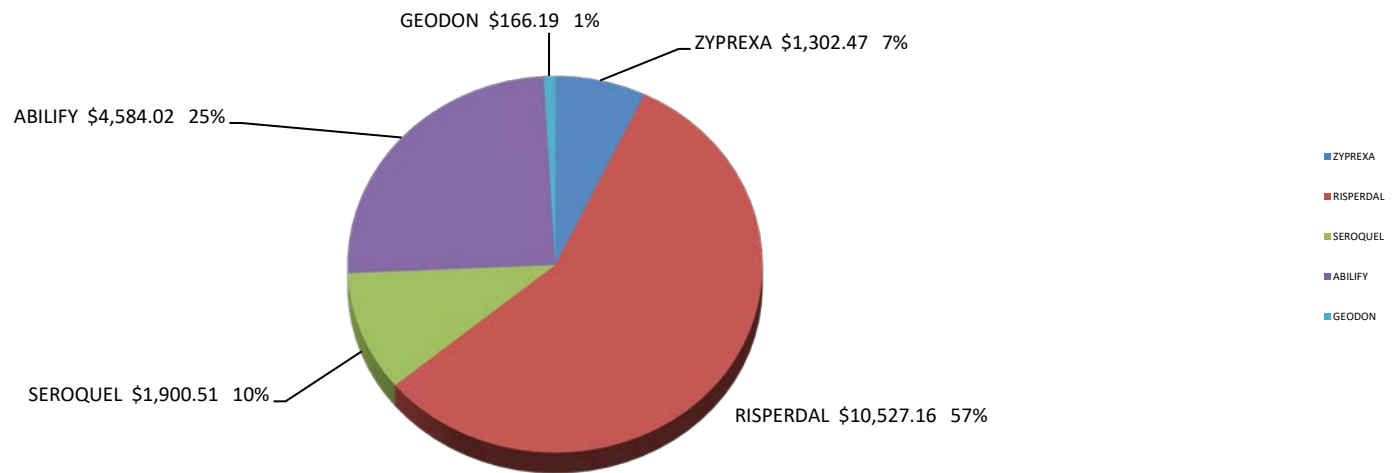
PIMA COUNTY ADULT DETENTION CENTER
PSYCHOTROPIC MEDICATION EXPENDITURES
ONE MONTH USAGE



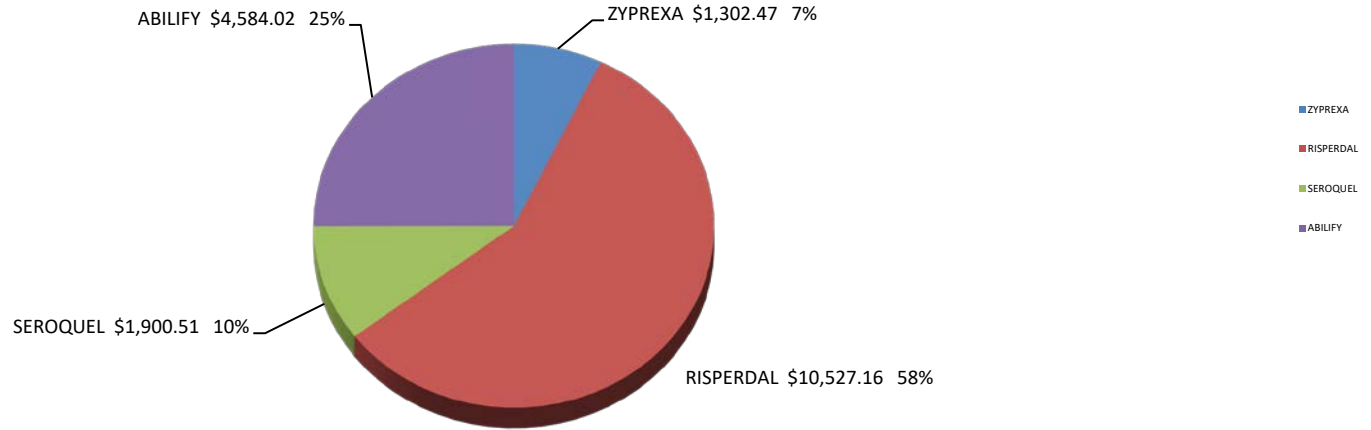
**PIMA COUNTY ADULT DETENTION CENTER
FGA VS SGA MEDICATION EXPENDITURES
ONE MONTH USAGE**



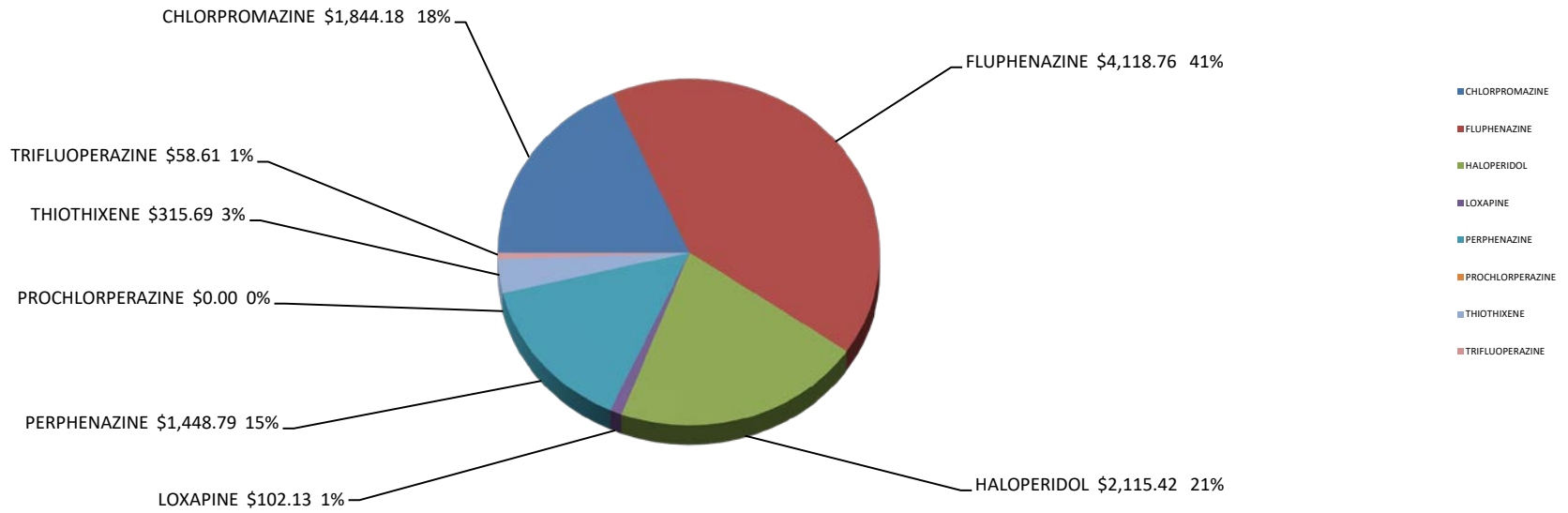
**PIMA COUNTY ADULT DETENTION CENTER
FGA VS SGA (DETAIL) MEDICATION EXPENDITURES
ONE MONTH USAGE**



**PIMA COUNTY ADULT DETENTION CENTER
SGA (DETAIL) MEDICATION EXPENDITURES
ONE MONTH USAGE**



**PIMA COUNTY ADULT DETENTION CENTER
FGA (DETAIL) MEDICATION EXPENDITURES
ONE MONTH USAGE**



**PIMA COUNTY ADULT DETENTION CENTER
TOP 10 MOST EXPENSIVE PATIENT PROFILES
November 1, 2017 thru November 30, 2017**

Patient	Drug	Price	Total
	ARISTADA 3.2ML 882MG/3.2ML SYR	\$ 2,215.40	\$ 2,240.01
	ATENOLOL (TENORMIN) 25MG TAB	\$ 10.86	
	GLYBURIDE (MICRONASE) 1.25MG TAB	\$ 6.81	
	HCTZ 25MG TAB	\$ 6.94	
	LAMOTRIGINE (LAMICTAL) 150MG TAB	\$ 11.14	
	LISINAPRIL (PRINIVIL-ZESTRIL) 5MG TAB	\$ 7.06	
	METFORMIN(GLUCOPHAGE) 850MG TAB	\$ 8.04	
	QUETIAPINE IR (SEROQUEL) 300MG TAB	\$ 24.45	
	QUETIAPINE IR (SEROQUEL) 400MG TAB	\$ 13.20	
	ABILIFY MAINTENA KIT 400MG	\$ 1,973.93	\$ 2,027.50
	HYDROXYZINE PAM (VISTARIL) 50MG CAP	\$ 15.78	
	LITHIUM CARB (LITHONATE) 300MG CAP	\$ 20.35	
	RISPERIDONE (RISPERDAL) 2MG TAB	\$ 3.88	
	TRAZODONE (DESYREL) 100MG TAB	\$ 8.50	
	TRAZODONE (DESYREL) 150MG TAB	\$ 5.06	
	ARIPIPIRAZOLE (ABILIFY) 10MG TAB	\$ 20.75	\$ 3,363.55
	BUSPIRONE (BUSPAR) 15MG TAB	\$ 4.48	
	ISENTRESS 400MG TAB	\$ 1,396.20	
	LAMIVUDINE (EPIVIR) 300MG TAB	\$ 51.28	
	LEVETIRACETAM (KEPPRA) 500MG TAB	\$ 11.22	
	PROPRANOLOL (INDERAL) 10MG TAB	\$ 15.54	
	TRAZODONE (DESYREL) 50MG TAB	\$ 3.75	
	TRUVADA 200/300MG TAB	\$ 787.11	
	VIREAD 300MG TAB	\$ 1,073.22	
	DESCOVY (ORIG BOTTLE) 200/25MG TAB	\$ 1,570.92	\$ 3,314.22
	HYDROXYZINE PAM (VISTARIL) 50MG CAP	\$ 10.52	
	PERPHENAZINE (TRILAFON) 8MG TAB	\$ 51.82	
	PREZCOBIX 800-150 TAB	\$ 1,680.96	
	ABILIFY MAINTENA KIT 400MG	\$ 1,973.93	\$ 2,002.28
	BENZTROPINE (COGENTIN) 0.5MG TAB	\$ 4.92	
	BUSPIRONE (BUSPAR) 5MG TAB	\$ 4.54	
	HYDROXYZINE PAM (VISTARIL) 25MG CAP	\$ 5.54	
	PROMETHAZINE (PHENERGAN) 25MG TAB	\$ 3.71	
	QUETIAPINE IR (SEROQUEL) 200MG TAB	\$ 9.64	
	INVEGA SUSTEN 1ML 156MG/ML SYR	\$ 1,585.28	\$ 1,609.70
	LITHIUM CARB (LITHONATE) 300MG CAP	\$ 15.92	
	TRAZODONE (DESYREL) 100MG TAB	\$ 8.50	
	FLUOXETINE (PROZAC) 20MG CAP	\$ 3.57	\$ 3,231.66
	FUROSEMIDE (LASIX) 20MG TAB	\$ 10.80	
	SPIRONOLACTONE (ALDACTONE) 50MG TA	\$ 26.13	
	XIFAXAN 550MG TAB	\$ 3,191.16	
	ABILIFY MAINTENA KIT 400MG	\$ 1,973.93	\$ 2,038.42
	ARIPIPIRAZOLE (ABILIFY) 30MG TAB	\$ 41.15	
	BUSPIRONE (BUSPAR) 15MG TAB	\$ 23.34	
	ACYCLOVIR (ZOVIRAX) 400MG TAB	\$ 11.98	\$ 3,463.78
	DESCOVY (ORIG BOTTLE) 200/25MG TAB	\$ 1,570.92	
	INTELENCE (ORIG BOTTLE) 200MG TAB	\$ 1,179.48	
	ISENTRESS 400MG TAB	\$ 701.40	
	BENZTROPINE (COGENTIN) 0.5MG TAB	\$ 9.84	\$ 4,827.27
	DIPHENHYDRAMINE (BENADRYL) 25MG CA	\$ 3.63	
	DIVALPROEX DR (DEPAKOTE) 500MG TAB	\$ 12.30	
	HYDROXYZINE PAM (VISTARIL) 50MG CAP	\$ 21.04	
	INVEGA SUSTEN 1.5ML 234MG/1.5ML SYR	\$ 4,752.42	
	LEVOTHYROXINE (SYNTHROID) 75MCG TA	\$ 17.92	
	TRAZODONE (DESYREL) 150MG TAB	\$ 10.12	

PIMA COUNTY ADULT DETENTION CENTER
TOP 10 MOST EXPENSIVE PATIENT PROFILES LESS PATS ON PSYCH AND HIV MEDS
November 1, 2017 thru November 30, 2017

Patient	Medication	Price	Total
	ARISTADA 3.2ML 882MG/3.2ML SYR	\$ 2,215.40	\$ 2,303.90
	ATENOLOL (TENORMIN) 25MG TAB	\$ 10.86	
	GLYBURIDE (MICRONASE) 1.25MG TAB	\$ 6.81	
	HCTZ 25MG TAB	\$ 6.94	
	LAMOTRIGINE (LAMICTAL) 150MG TAB	\$ 11.14	
	LISINAPRIL (PRINIVIL-ZESTRIL) 5MG TAB	\$ 7.06	
	METFORMIN(GLUCOPHAGE) 850MG TAB	\$ 8.04	
	QUETIAPINE IR (SEROQUEL) 300MG TAB	\$ 24.45	
	QUETIAPINE IR (SEROQUEL) 400MG TAB	\$ 13.20	
	ABILIFY MAINTENA KIT 400MG	\$ 1,973.93	\$ 2,027.50
	HYDROXYZINE PAM (VISTARIL) 50MG CAP	\$ 15.78	
	LITHIUM CARB (LITHONATE) 300MG CAP	\$ 20.35	
	RISPERIDONE (RISPERDAL) 2MG TAB	\$ 3.88	
	TRAZODONE (DESYREL) 100MG TAB	\$ 8.50	
	TRAZODONE (DESYREL) 150MG TAB	\$ 5.06	
	ARIPIPRAZOLE (ABILIFY) 10MG TAB	\$ 20.75	\$ 3,363.55
	BUSPIRONE (BUSPAR) 15MG TAB	\$ 4.48	
	ISENTRESS 400MG TAB	\$ 1,396.20	
	LAMIVUDINE (EPIVIR) 300MG TAB	\$ 51.28	
	LEVETIRACETAM (KEPPRA) 500MG TAB	\$ 11.22	
	PROPRANOLOL (INDERAL) 10MG TAB	\$ 15.54	
	TRAZODONE (DESYREL) 50MG TAB	\$ 3.75	
	TRUVADA 200/300MG TAB	\$ 787.11	
	VIREAD 300MG TAB	\$ 1,073.22	
	DESCOVY (ORIG BOTTLE) 200/25MG TAB	\$ 1,570.92	\$ 3,314.22
	HYDROXYZINE PAM (VISTARIL) 50MG CAP	\$ 10.52	
	PERPHENAZINE (TRILAFON) 8MG TAB	\$ 51.82	
	PREZCOBIX 800-150 TAB	\$ 1,680.96	
	ABILIFY MAINTENA KIT 400MG	\$ 1,973.93	\$ 2,002.28
	BENZTROPINE (COGENTIN) 0.5MG TAB	\$ 4.92	
	BUSPIRONE (BUSPAR) 5MG TAB	\$ 4.54	
	HYDROXYZINE PAM (VISTARIL) 25MG CAP	\$ 5.54	
	PROMETHAZINE (PHENERGAN) 25MG TAB	\$ 3.71	
	QUETIAPINE IR (SEROQUEL) 200MG TAB	\$ 9.64	
	INVEGA SUSTEN 1ML 156MG/ML SYR	\$ 1,585.28	\$ 1,609.70
	LITHIUM CARB (LITHONATE) 300MG CAP	\$ 15.92	
	TRAZODONE (DESYREL) 100MG TAB	\$ 8.50	
	FLUOXETINE (PROZAC) 20MG CAP	\$ 3.57	\$ 3,231.66
	FUROSEMIDE (LASIX) 20MG TAB	\$ 10.80	
	SPIRONOLACTONE (ALDACTONE) 50MG TA	\$ 26.13	
	XIFAXAN 550MG TAB	\$ 3,191.16	
	ABILIFY MAINTENA KIT 400MG	\$ 1,973.93	\$ 2,038.42
	ARIPIPRAZOLE (ABILIFY) 30MG TAB	\$ 41.15	
	BUSPIRONE (BUSPAR) 15MG TAB	\$ 23.34	
	ACYCLOVIR (ZOVIRAX) 400MG TAB	\$ 11.98	\$ 3,463.78
	DESCOVY (ORIG BOTTLE) 200/25MG TAB	\$ 1,570.92	
	INTELENCE (ORIG BOTTLE) 200MG TAB	\$ 1,179.48	
	ISENTRESS 400MG TAB	\$ 701.40	
	BENZTROPINE (COGENTIN) 0.5MG TAB	\$ 9.84	\$ 4,827.27
	DIPHENHYDRAMINE (BENADRYL) 25MG CA	\$ 3.63	
	DIVALPROEX DR (DEPAKOTE) 500MG TAB	\$ 12.30	
	HYDROXYZINE PAM (VISTARIL) 50MG CAP	\$ 21.04	
	INVEGA SUSTEN 1.5ML 234MG/1.5ML SYR	\$ 4,752.42	
	LEVOTHYROXINE (SYNTHROID) 75MCG TA	\$ 17.92	
	TRAZODONE (DESYREL) 150MG TAB	\$ 10.12	

**PIMA COUNTY ADULT DETENTION CENTER
TOP 50 STOCK MEDICATIONS BY PRICE
November 1, 2017 thru November 30, 2017**

	MEDICATION	DISPENSED				COST		
		# OF RXS	QUANTITY	MTHLY AVG	% CHANGE	PRICE	MTHLY AVG	% CHANGE
1	RISPERDAL CONSTA 2ML 50MG/2ML SYR	6	12	12	0.00%	\$ 5,207.46	\$ 5,088.11	2.35%
2	QVAR 80MCG 8.7GM 80MCG INH	16	139	163	-14.69%	\$ 3,309.92	\$ 3,819.27	-13.34%
3	ATROVENT HFA 12.9GM 17MCG INH	7	90	74	21.75%	\$ 2,352.21	\$ 1,925.52	22.16%
4	APLISOL 50 TEST 5ML VIAL	5	25	11	130.77%	\$ 1,348.10	\$ 452.50	197.92%
5	TUBERSOL 5 TU 50 TEST 5ML VIAL	5	25	55	-54.55%	\$ 1,348.10	\$ 2,944.29	-54.21%
6	HALOPERIDOL DEC 1ML 100MG/1ML VIAL	23	23	18	30.81%	\$ 986.47	\$ 752.16	31.15%
7	PROAIR HFA 8.5GM INH	26	221	269	-17.69%	\$ 758.68	\$ 911.17	-16.74%
8	XARELTO 20MG TAB	2	60	79	-24.21%	\$ 755.48	\$ 1,003.78	-24.74%
9	LANTUS 100U/ML VIAL	4	40	18	118.18%	\$ 576.32	\$ 382.68	50.60%
10	TWINRIX PFS 1ML 20MCG SYR	6	6	7	-19.10%	\$ 518.88	\$ 618.31	-16.08%
11	BUPRENORPHINE (SUBUTEX) 2MG SL TAB	18	540	459	17.71%	\$ 444.24	\$ 465.89	-4.65%
12	CHLORDIAZEPOXIDE (LIBRIUM) 25MG CAP	60	3,600	5,875	-38.72%	\$ 423.00	\$ 690.88	-38.77%
13	CLOBETASOL (TEMOVATE) 0.05% 60GM CREAM	5	300	90	233.33%	\$ 413.40	\$ 131.90	213.43%
14	BOOSTRIX (TDAP) 0.5ML SYR	1	5	2	233.33%	\$ 332.32	\$ 96.55	244.21%
15	TOLNAFTATE 15GM (TINACTIN) 0.01 CREAM	75	1,125	1,578	-28.68%	\$ 328.50	\$ 460.63	-28.68%
16	HYDROCERIN (EUCERIN) 120 GM CREAM	43	5,160	6,140	-15.96%	\$ 263.16	\$ 327.18	-19.57%
17	PIPERACILLIN/TAZOBAC (ZOSYN) 3.375GM VIAL	31	105	21	391.16%	\$ 261.64	\$ 41.35	532.69%
18	GLUCAGEN HYPO KIT 1MG SYR	1	1	1	-14.29%	\$ 248.66	\$ 290.10	-14.29%
19	FLUPHENAZINE (PROLIXIN) 10MG TAB	1	30	74	-59.32%	\$ 239.69	\$ 589.37	-59.33%
20	REGULOID (ORANGE) 369GM POWDER	29	10,701	5,750	86.10%	\$ 217.50	\$ 116.88	86.10%
21	MUSCLE RUB 85 GM CREAM	36	3,060	8,089	-62.17%	\$ 181.80	\$ 480.59	-62.17%
22	HALOPERIDOL DEC 1ML 50MG/1ML VIAL	7	7	5	50.00%	\$ 174.23	\$ 116.15	50.00%
23	AMOXICILLIN (TRIMOX) 500MG CAP	35	1,050	677	55.02%	\$ 167.65	\$ 114.62	46.27%
24	FLUCONAZOLE (DIFLUCAN) 200MG TAB	4	120	136	-11.44%	\$ 163.28	\$ 192.89	-15.35%
25	MINOCYCLINE(MINOCIN) 100MG CAP	6	180	131	37.23%	\$ 160.56	\$ 99.94	60.65%
26	FLUPHENAZINE (PROLIXIN) 5MG TAB	1	30	434	-93.09%	\$ 156.93	\$ 2,427.36	-93.53%
27	DOXYCYCLINE MONOHYDRATE 100MG CAP	12	360	230	56.30%	\$ 150.72	\$ 97.14	55.15%
28	BENZOYL PEROXIDE 10% 42.5 GM GEL	30	1,275	1,155	10.43%	\$ 150.00	\$ 135.83	10.43%
29	NORMAL SALINE FLUSH 10ML 0.009 SYR	6	3,600	2,167	66.15%	\$ 145.80	\$ 88.21	65.29%
30	RP SMZ-TMP DS 800/160MG TAB	31	930	643	44.75%	\$ 145.39	\$ 100.44	44.75%
31	SOD CHLORIDE ADV BAG 0.9% 100ML	31	3,100	692	348.19%	\$ 139.81	\$ 27.65	405.60%
32	NITROFURANT(MACROBID) 100MG CAP	5	150	65	131.36%	\$ 123.00	\$ 54.56	125.45%
33	IBUPROFEN (MOTRIN) 400MG TAB	6	3,000	2,290	31.01%	\$ 120.60	\$ 106.09	13.68%
34	LIDOCAINE 85GM 0.03 CREAM	2	170	14	1,100.00%	\$ 114.78	\$ 9.57	1,100.00%
35	CONTACT LENS CASE	19	19	2	812.00%	\$ 108.68	\$ 11.92	812.00%
36	QUETIAPINE IR (SEROQUEL) 200MG TAB	16	480	1,712	-71.95%	\$ 101.44	\$ 440.90	-76.99%
37	CHLORPROMAZINE (THORAZINE) 50MG TAB	1	30	357	-91.61%	\$ 100.50	\$ 1,542.53	-93.48%
38	MICONAZOLE ANTIFUNGAL 2% 28 GM CREAM	19	532	621	-14.29%	\$ 98.42	\$ 114.52	-14.06%
39	ANTI-DANDRUFF (SELSUN) 210ML 0.01 SUSP	17	3,570	3,080	15.91%	\$ 97.58	\$ 84.19	15.91%
40	HYDROCORTISONE 1% 30GM OINT	18	540	575	-6.09%	\$ 95.04	\$ 101.20	-6.09%
41	GLUTOSE GEL (3X37.5GM) 40% 112.5GM GEL	8	900	675	33.33%	\$ 94.88	\$ 75.73	25.29%
42	LACTULOSE 473ML 10G/15ML SOL	11	5,203	10,721	-51.47%	\$ 89.10	\$ 178.65	-50.13%
43	DULOXETINE (CYMBALTA) 30MG CAP	7	210	250	-16.03%	\$ 83.93	\$ 103.27	-18.73%
44	MILK OF MAG 355ML SUSP	18	6,390	3,343	91.15%	\$ 83.88	\$ 43.88	91.15%
45	PREDNISOLONE ACET(PRED FORTE) 1% 5ML DROP	2	10	4	166.67%	\$ 83.32	\$ 30.03	177.46%
46	HYDROCORTISONE 1% 28GM CREAM	18	504	1,318	-61.77%	\$ 82.44	\$ 215.64	-61.77%
47	EAR WAX SOLUTION 15 ML CARBAM.6.5% DROPS	14	210	195	7.69%	\$ 81.20	\$ 70.46	15.24%
48	NYSTATIN 30 GM 100000 UN/GM CREAM	6	180	28	554.55%	\$ 81.06	\$ 12.38	554.55%
49	PERPHENAZINE (TRILAFON) 8MG TAB	3	90	518	-82.61%	\$ 77.73	\$ 740.69	-89.51%
50	LIDOCAINE 35.4GM 0.05 OINT	1	35	3	1,113.71%	\$ 77.51	\$ 6.46	1,100.00%
	TOTALS:	754	58,144	54,096	7.48%	\$ 32,803.01	\$ 28,305.15	15.89%
	% OF NET COST:					34%		

**PIMA COUNTY ADULT DETENTION CENTER
TOP 50 MEDICATIONS BY PRICE
November 1, 2017 thru November 30, 2017**

	MEDICATION	DISPENSED				COST		
		# OF RXS	QUANTITY	MTHLY AVG	% CHANGE	PRICE	MTHLY AVG	% CHANGE
1	RISPERDAL CONSTA 2ML 50MG/2ML SYR	9	14	12	16.67%	\$ 6,075.37	\$ 5,088.11	19.40%
2	ABILIFY MAINTENA KIT 400MG	6	3	2	56.52%	\$ 5,921.79	\$ 3,712.98	59.49%
3	INVEGA SUSTEN 1.5ML 234MG/1.5ML SYR	2	3	2	28.57%	\$ 4,752.42	\$ 3,664.90	29.67%
4	XIFAXAN 550MG TAB	6	120	23	433.33%	\$ 4,254.88	\$ 767.76	454.19%
5	QVAR 80MCG 8.7GM 80MCG INH	33	148	163	-9.36%	\$ 3,516.79	\$ 3,819.27	-7.92%
6	DESCOVY (ORIG BOTTLE) 200/25MG TAB	3	60	33	84.62%	\$ 3,141.84	\$ 1,701.83	84.62%
7	ISENTRESS 400MG TAB	7	120	66	81.59%	\$ 2,795.70	\$ 1,510.33	85.11%
8	FLUPHENAZINE (PROLIXIN) 5MG TAB	24	450	434	3.61%	\$ 2,380.43	\$ 2,427.36	-1.93%
9	ATROVENT HFA 12.9GM 17MCG INH	16	90	74	21.75%	\$ 2,352.21	\$ 1,925.52	22.16%
10	ARISTADA 3.2ML 882MG/3.2ML SYR	2	3	2	47.69%	\$ 2,215.40	\$ 1,476.93	50.00%
11	LITHIUM SOL 300MG/5ML 500ML 8MEQ/5ML	15	7,000	9,917	-29.41%	\$ 2,010.54	\$ 938.63	114.20%
12	XARELTO 20MG TAB	11	150	79	89.47%	\$ 1,898.60	\$ 1,003.78	89.14%
13	PREZCOBIX 800-150 TAB	3	30	20	46.94%	\$ 1,680.96	\$ 1,144.17	46.92%
14	BENZTROPINE 1MG/ML 2ML AMP	18	60	32	88.48%	\$ 1,656.30	\$ 882.41	87.70%
15	VIREAD 300MG TAB	3	45	13	260.00%	\$ 1,609.83	\$ 431.55	273.04%
16	INVEGA SUSTEN 1ML 156MG/ML SYR	1	1	2	-36.84%	\$ 1,585.28	\$ 2,466.59	-35.73%
17	TRUVADA 200/300MG TAB	2	30	84	-64.43%	\$ 1,574.22	\$ 4,340.85	-63.73%
18	TIVICAY 50MG TAB	5	30	120	-75.09%	\$ 1,542.28	\$ 6,112.47	-74.77%
19	TUBERSOL 5 TU 50 TEST 5ML VIAL	5	25	55	-54.55%	\$ 1,348.10	\$ 2,944.29	-54.21%
20	APLISOL 50 TEST 5ML VIAL	5	25	11	130.77%	\$ 1,348.10	\$ 452.50	197.92%
21	CHLORPROMAZINE (THORAZINE) 50MG TAB	15	390	357	9.12%	\$ 1,306.50	\$ 1,542.53	-15.30%
22	INTELENCE (ORIG BOTTLE) 200MG TAB	1	60	30	100.00%	\$ 1,179.48	\$ 589.74	100.00%
23	CHLORPROMAZINE (THORAZINE) 100MG TAB	6	158	232	-32.21%	\$ 1,023.83	\$ 1,532.80	-33.21%
24	HALOPERIDOL DEC 1ML 100MG/1ML VIAL	30	23	18	30.81%	\$ 986.47	\$ 752.16	31.15%
25	TRAZODONE (DESYREL) 100MG TAB	223	3,840	3,267	17.55%	\$ 955.63	\$ 758.87	25.93%
26	PROAIR HFA 8.5GM INH	78	264	269	-1.86%	\$ 904.58	\$ 911.17	-0.72%
27	FLUPHENAZINE (PROLIXIN) 10MG TAB	7	105	74	42.37%	\$ 847.14	\$ 589.37	43.74%
28	PALIPERIDONE ER (INVEGA) 6MG TAB	2	60	89	-32.84%	\$ 810.50	\$ 1,233.67	-34.30%
29	TRAZODONE (DESYREL) 50MG TAB	209	3,203	3,015	6.22%	\$ 769.30	\$ 648.65	18.60%
30	HYDROXYZINE PAM (VISTARIL) 50MG CAP	169	3,270	3,665	-10.78%	\$ 754.84	\$ 767.50	-1.65%
31	SPIRIVA RESPIMAT *1.25MCG* 4GM 1.25MCG INH	2	8	1	1,100.00%	\$ 739.32	\$ 61.61	1,100.00%
32	BUSPIRONE (BUSPAR) 15MG TAB	166	4,680	5,341	-12.37%	\$ 722.08	\$ 766.36	-5.78%
33	LANTUS 100U/ML VIAL	8	50	18	172.73%	\$ 720.40	\$ 382.68	88.25%
34	FLUPHENAZINE (PROLIXIN) 2.5MG TAB	10	180	133	35.25%	\$ 714.34	\$ 570.28	25.26%
35	MIRTAZAPINE (REMERON) 15MG TAB	165	2,666	1,827	45.92%	\$ 703.18	\$ 450.71	56.01%
36	DIVALPROEX DR (DEPAKOTE) 500MG TAB	120	2,970	3,102	-4.25%	\$ 661.88	\$ 617.35	7.21%
37	BENZTROPINE (COGENTIN) 1MG TAB	118	2,745	2,432	12.88%	\$ 660.60	\$ 562.18	17.51%
38	BUSPIRONE (BUSPAR) 10MG TAB	155	4,410	3,859	14.28%	\$ 625.59	\$ 590.72	5.90%
39	QUETIAPINE IR (SEROQUEL) 200MG TAB	136	2,361	1,712	37.92%	\$ 615.40	\$ 440.90	39.58%
40	FLUOXETINE (PROZAC) 20MG CAP	170	3,255	3,507	-7.18%	\$ 596.85	\$ 548.40	8.83%
41	LITHIUM CARB (LITHONATE) 300MG CAP	138	3,600	3,427	5.06%	\$ 570.75	\$ 449.31	27.03%
42	CHLORPROMAZINE (THORAZINE) 25MG TAB	11	165	179	-7.99%	\$ 544.28	\$ 593.06	-8.22%
43	AMITIZA CAPS 8MCG CAP	3	90	18	414.29%	\$ 535.05	\$ 104.04	414.29%
44	HYDROXYZINE PAM (VISTARIL) 25MG CAP	113	3,330	3,496	-4.75%	\$ 532.54	\$ 534.55	-0.38%
45	TWINRIX PFS 1ML 20MCG SYR	6	6	7	-19.10%	\$ 518.88	\$ 618.31	-16.08%
46	HALOPERIDOL(HALDOL) 2MG TAB	49	915	713	28.26%	\$ 513.06	\$ 404.31	26.90%
47	HALOPERIDOL(HALDOL) 5MG TAB	45	975	932	4.58%	\$ 507.37	\$ 538.92	-5.85%
48	PERPHENAZINE (TRILAFON) 8MG TAB	26	555	518	7.25%	\$ 504.01	\$ 740.69	-31.95%
49	PIPERACILLIN/TAZOBAC (ZOSYN) 3.375GM VIAL	32	257	21	1,103.09%	\$ 496.24	\$ 41.35	1,100.00%
50	PRAZOSIN (MINIPRESS) 1MG CAP	66	1,155	986	17.10%	\$ 462.51	\$ 569.73	-18.82%
	TOTALS:	2,455	54,151	66,610	-18.70%	\$ 75,143.64	\$ 65,724.10	14.33%
	% OF NET COST:					77%		

**PIMA COUNTY ADULT DETENTION CENTER
TOP 50 NON-FORMULARY MEDICATIONS BY PRICE
November 1, 2017 thru November 30, 2017**

	MEDICATION	DISPENSED				COST		
		# OF RXS	QUANTITY	MTHLY AVG	% CHANGE	PRICE	MTHLY AVG	% CHANGE
1	ABILIFY MAINTENA KIT 400MG	6	3	2	57%	\$ 5,921.79	\$ 3,712.98	59%
2	INVEGA SUSTEN 1.5ML 234MG/1.5ML SYR	2	3	2	29%	\$ 4,752.42	\$ 3,664.90	30%
3	XIFAXAN 550MG TAB	6	120	23	433%	\$ 4,254.88	\$ 767.76	454%
4	DESCOVY (ORIG BOTTLE) 200/25MG TAB	3	60	33	85%	\$ 3,141.84	\$ 1,701.83	85%
5	ARISTADA 3.2ML 882MG/3.2ML SYR	2	3	2	48%	\$ 2,215.40	\$ 1,476.93	50%
6	XARELTO 20MG TAB	11	150	79	89%	\$ 1,898.60	\$ 1,003.78	89%
7	PREZCOBIX 800-150 TAB	3	30	20	47%	\$ 1,680.96	\$ 1,144.17	47%
8	INVEGA SUSTEN 1ML 156MG/ML SYR	1	1	2	-37%	\$ 1,585.28	\$ 2,466.59	-36%
9	TIVICAY 50MG TAB	5	30	120	-75%	\$ 1,542.28	\$ 6,112.47	-75%
10	PALIPERIDONE ER (INVEGA) 6MG TAB	2	60	89	-33%	\$ 810.50	\$ 1,233.67	-34%
11	SPIRIVA RESPIMAT *1.25MCG* 4GM 1.25MCG INH	2	8	1	1100%	\$ 739.32	\$ 61.61	1100%
12	LANTUS 100U/ML VIAL	8	50	18	173%	\$ 720.40	\$ 382.68	88%
13	QUETIAPINE IR (SEROQUEL) 200MG TAB	136	2,361	1,712	38%	\$ 615.40	\$ 440.90	40%
14	AMITIZA CAPS 8MCG CAP	3	90	18	414%	\$ 535.05	\$ 104.04	414%
15	TWINRIX PFS 1ML 20MCG SYR	6	6	7	-19%	\$ 518.88	\$ 618.31	-16%
16	PIPERACILLIN/TAZOBAC (ZOSYN) 3.375GM VIAL	32	257	21	1103%	\$ 496.24	\$ 41.35	1100%
17	VANCOMYCIN (VANCOCIN) FTV 500MG VIAL	4	190	23	738%	\$ 456.40	\$ 54.92	731%
18	BUPRENORPHINE (SUBUTEX) 2MG SL TAB	18	540	459	18%	\$ 444.24	\$ 465.89	-5%
19	QUETIAPINE IR (SEROQUEL) 300MG TAB	74	1,384	1,758	-21%	\$ 441.73	\$ 529.60	-17%
20	ELIQUIS 2.5MG TAB	2	60	30	100%	\$ 394.96	\$ 197.48	100%
21	ARIPIPRAZOLE (ABILIFY) 10MG TAB	23	270	216	25%	\$ 366.90	\$ 300.84	22%
22	BOOSTRIX (TDAP) 0.5ML SYR	1	5	2	233%	\$ 332.32	\$ 96.55	244%
23	DEXTROSE 500ML BAG 0.05	2	30,000	2,500	1100%	\$ 306.60	\$ 25.55	1100%
24	QUETIAPINE IR (SEROQUEL) 400MG TAB	44	623	792	-21%	\$ 245.85	\$ 372.11	-34%
25	XARELTO 15MG TAB	2	15	24	-36%	\$ 190.52	\$ 296.89	-36%
26	QUETIAPINE IR (SEROQUEL) 100MG TAB	51	886	1,341	-34%	\$ 187.73	\$ 267.55	-30%
27	AMPHETAMINE MIXED 30MG ER CAP	4	60	70	-14%	\$ 169.98	\$ 206.57	-18%
28	QUETIAPINE IR (SEROQUEL) 50MG TAB	37	555	786	-29%	\$ 156.22	\$ 171.88	-9%
29	DULOXETINE (CYMBALTA) 60MG CAP	23	345	130	165%	\$ 154.71	\$ 59.48	160%
30	DOXYCYCLINE MONOHYDRATE 100MG CAP	23	360	230	56%	\$ 150.72	\$ 97.14	55%
31	NORMAL SALINE FLUSH 10ML 0.009 SYR	6	3,600	2,167	66%	\$ 145.80	\$ 88.21	65%
32	ARIPIPRAZOLE (ABILIFY) 15MG TAB	7	90	71	26%	\$ 144.54	\$ 113.05	28%
33	ARIPIPRAZOLE (ABILIFY) 5MG TAB	8	90	134	-33%	\$ 141.24	\$ 207.72	-32%
34	DULOXETINE (CYMBALTA) 30MG CAP	13	315	250	26%	\$ 124.26	\$ 103.27	20%
35	LIDOCAINE 85GM 0.03 CREAM	2	170	14	1100%	\$ 114.78	\$ 9.57	1100%
36	CONTACT LENS CASE	19	19	2	812%	\$ 108.68	\$ 11.92	812%
37	CEFAZOLIN (ANCEF) 1 GM VIAL	4	116	71	63%	\$ 102.70	\$ 65.67	56%
38	ZIPRASIDONE (GEODON) 80MG CAP	7	180	114	58%	\$ 91.07	\$ 57.22	59%
39	TAMSULOSIN (FLOMAX) 0.4MG CAP	22	300	159	89%	\$ 86.10	\$ 46.35	86%
40	ARIPIPRAZOLE (ABILIFY) 20MG TAB	3	45	50	-11%	\$ 83.94	\$ 98.78	-15%
41	ZIPRASIDONE (GEODON) 60MG CAP	7	165	60	175%	\$ 82.11	\$ 29.81	175%
42	SOD CHLORIDE BAG 0.9% 100ML	1	4,500	925	386%	\$ 81.22	\$ 26.67	205%
43	LIDOCAINE 35.4GM 0.05 OINT	1	35	3	1114%	\$ 77.51	\$ 6.46	1100%
44	KY JELLY 113GM GEL	12	1,356	1,139	19%	\$ 73.92	\$ 61.97	19%
45	WATER STERILE 10ML FTV VIAL	2	780	65	1100%	\$ 69.12	\$ 5.76	1100%
46	AMANTADINE (SYMMETREL) 100MG CAP	3	90	20	350%	\$ 66.99	\$ 17.59	281%
47	LOZENGES (CHLORASEPTIC) 18CT	12	198	54	267%	\$ 64.02	\$ 17.46	267%
48	LACRI-LUBE REFRESH 7GM OINT	3	21	5	300%	\$ 60.60	\$ 15.15	300%
49	VALPROIC ACID 250MG/5ML 473 ML SOL	7	2,838	4,927	-42%	\$ 57.90	\$ 83.68	-31%
50	CHLORHEXIDINE 473ML 0.0012 LIQ	18	4,730		100%	\$ 54.90		100%
	TOTALS:	693	58,162	20,739	180%	\$ 37,259.52	\$ 29,142.70	28%
	% OF NET COST:					38%		

**PIMA COUNTY ADULT DETENTION CENTER
TOP 50 PSYCHOTROPIC MEDICATIONS BY QUANTITY
November 1, 2017 thru November 30, 2017**

	MEDICATION	DISPENSED				COST		
		# OF RXS	QUANTITY	MTHLY AVG	% CHANGE	PRICE	MTHLY AVG	% CHANGE
1	LITHIUM SOL 300MG/5ML 500ML 8MEQ/5ML	15	7,000.00	9916.667	-29.41%	\$2,010.54	\$938.63	114.20%
2	BUSPIRONE (BUSPAR) 15MG TAB	166	4,680.00	5340.500	-12.37%	\$722.08	\$766.36	-5.78%
3	BUSPIRONE (BUSPAR) 10MG TAB	155	4,410.00	3858.833	14.28%	\$625.59	\$590.72	5.90%
4	TRAZODONE (DESYREL) 100MG TAB	223	3,840.00	3266.583	17.55%	\$955.63	\$758.87	25.93%
5	CHLORDIAZEPOXIDE (LIBRIUM) 25MG CAP	918	3,600.00	5875.000	-38.72%	\$423.00	\$690.88	-38.77%
6	LITHIUM CARB (LITHONATE) 300MG CAP	138	3,600.00	3426.750	5.06%	\$570.75	\$449.31	27.03%
7	HYDROXYZINE PAM (VISTARIL) 25MG CAP	113	3,330.00	3495.917	-4.75%	\$532.54	\$534.55	-0.38%
8	HYDROXYZINE PAM (VISTARIL) 50MG CAP	169	3,270.00	3665.083	-10.78%	\$754.84	\$767.50	-1.65%
9	FLUOXETINE (PROZAC) 20MG CAP	170	3,255.00	3506.917	-7.18%	\$596.85	\$548.40	8.83%
10	TRAZODONE (DESYREL) 50MG TAB	209	3,202.50	3014.833	6.22%	\$769.30	\$648.65	18.60%
11	DIVALPROEX DR (DEPAKOTE) 500MG TAB	120	2,970.00	3101.833	-4.25%	\$661.88	\$617.35	7.21%
12	BENZTROPINE (COGENTIN) 1MG TAB	118	2,745.00	2431.750	12.88%	\$660.60	\$562.18	17.51%
13	MIRTAZAPINE (REMERON) 15MG TAB	165	2,665.50	1826.667	45.92%	\$703.18	\$450.71	56.01%
14	SERTRALINE (ZOLOFT) 50MG TAB	119	2,234.50	2102.833	6.26%	\$453.14	\$387.59	16.91%
15	SERTRALINE (ZOLOFT) 100MG TAB	92	1,612.50	1390.333	15.98%	\$356.94	\$281.87	26.63%
16	MIRTAZAPINE (REMERON) 30MG TAB	101	1,485.00	1414.250	5.00%	\$450.45	\$398.53	13.03%
17	BUPROPION (WELLBUTRIN) 100MG TAB	60	1,470.00	1585.000	-7.26%	\$407.06	\$401.03	1.50%
18	LEVETIRACETAM (KEPPRA) 500MG TAB	45	1,380.00	1406.500	-1.88%	\$254.73	\$232.85	9.40%
19	BENZTROPINE (COGENTIN) 0.5MG TAB	57	1,335.00	1027.917	29.87%	\$328.98	\$249.94	31.62%
20	CARBAMAZEPINE*200MG*(TEGRETOL) 200MG TAB	40	1,275.00	1698.667	-24.94%	\$314.09	\$985.19	-68.12%
21	PAROXETINE (PAXIL) 20MG TAB	64	1,245.00	1372.667	-9.30%	\$276.00	\$325.48	-15.20%
22	FLUOXETINE (PROZAC) 10MG CAP	50	1,215.00	964.917	25.92%	\$186.00	\$144.70	28.54%
23	BUPROPION (WELLBUTRIN) 75MG TAB	47	1,095.00	1097.500	-0.23%	\$256.92	\$280.64	-8.45%
24	BUSPIRONE (BUSPAR) 5MG TAB	41	1,095.00	1075.583	1.81%	\$177.26	\$144.93	22.31%
25	CITALOPRAM (CELEXA) 20MG TAB	68	1,050.00	1140.000	-7.89%	\$241.60	\$202.54	19.28%
26	TRAZODONE (DESYREL) 150MG TAB	63	1,035.00	755.833	36.93%	\$326.11	\$240.64	35.52%
27	VENLAFAXINE TABLET (EFFEXOR) 75MG TAB	32	885.00	626.000	41.37%	\$182.09	\$120.64	50.94%
28	BENZTROPINE (COGENTIN) 2MG TAB	42	810.00	800.167	1.23%	\$235.80	\$208.77	12.95%
29	PHENYTOIN (DILANTIN) SOD *EXT* 100MG CAP	18	735.00	1525.083	-51.81%	\$194.54	\$435.67	-55.35%
30	ESCITALOPRAM (LEXAPRO) 10MG TAB	38	690.00	442.500	55.93%	\$173.18	\$100.75	71.90%
31	MIRTAZAPINE (REMERON) 45MG TAB	44	690.00	500.000	38.00%	\$234.74	\$159.37	47.29%
32	LAMOTRIGINE(LAMICTAL) 25MG TAB	28	660.00	568.833	16.03%	\$98.74	\$80.65	22.44%
33	SERTRALINE (ZOLOFT) 25MG TAB	37	615.00	445.167	38.15%	\$134.35	\$89.82	49.57%
34	LEVETIRACETAM (KEPPRA) 750MG TAB	20	525.00	393.083	33.56%	\$139.50	\$100.67	38.57%
35	AMITRIPTYLINE (ELAVIL) 50MG TAB	26	510.00	356.500	43.06%	\$277.14	\$177.78	55.89%
36	LEVETIRACETAM 473ML 100MG/ML SOL	1	473.00	985.417	-52.00%	\$70.30	\$146.46	-52.00%
37	OXCARBAZEPINE (TRILEPTAL) 600MG TAB	18	435.00	431.167	0.89%	\$176.55	\$169.10	4.40%
38	CITALOPRAM (CELEXA) 10MG TAB	18	420.00	403.500	4.09%	\$67.46	\$59.69	13.02%
39	ESCITALOPRAM (LEXAPRO) 20MG TAB	19	412.50	472.333	-12.67%	\$97.89	\$128.07	-23.56%
40	PAROXETINE (PAXIL) 10MG TAB	19	390.00	344.333	13.26%	\$84.85	\$74.84	13.37%
41	RP SERTRALINE 50MG TAB	13	390.00	185.000	110.81%	\$61.10	\$28.98	110.81%
42	RP BUSPIRONE 15MG TAB	12	360.00	260.000	38.46%	\$72.84	\$52.61	38.46%
43	PAROXETINE (PAXIL) 40MG TAB	24	360.00	296.167	21.55%	\$104.70	\$81.14	29.03%
44	RP LITHIUM CARBONATE 300MG CAP	11	330.00	277.500	18.92%	\$49.28	\$41.44	18.92%
45	OXCARBAZEPINE (TRILEPTAL) 150MG TAB	12	330.00	348.667	-5.35%	\$81.07	\$85.01	-4.63%
46	RP FLUOXETINE 20MG CAP	11	330.00	247.500	33.33%	\$48.40	\$36.30	33.33%
47	RP HYDROXYZINE PAM 25MG CAP	10	300.00	247.500	21.21%	\$53.70	\$44.30	21.21%
48	RP HYDROXYZINE PAM 50MG CAP	10	300.00	250.000	20.00%	\$58.50	\$48.75	20.00%
49	RP BUSPIRONE 10MG TAB	10	300.00	262.500	14.29%	\$52.10	\$45.59	14.29%
50	CARBAMAZEPINE CHEW (TEGRETOL) 100MG TAB	5	270.00	195.917	37.81%	\$86.70	\$66.34	30.69%
	TOTALS:	4004	77615.5	80624.17	-3.73%	\$16,851.58	\$15,182.75	10.99%
	% OF NET COST:					17.32%		

**PIMA COUNTY ADULT DETENTION CENTER
TOP 50 PSYCHOTROPIC MEDICATIONS BY PRICE
November 1, 2017 thru November 30, 2017**

	MEDICATION	DISPENSED				COST		
		# OF RXS	QUANTITY	MTHLY AVG	% CHANGE	PRICE	MTHLY AVG	% CHANGE
1	RISPERDAL CONSTA 2ML 50MG/2ML SYR	9	14	12.00	16.67%	\$6,075.37	\$5,088.11	19.40%
2	ABILIFY MAINTENA KIT 400MG	6	3	1.92	56.52%	\$5,921.79	\$3,712.98	59.49%
3	INVEGA SUSTEN 1.5ML 234MG/1.5ML SYR	2	3	2.33	28.57%	\$4,752.42	\$3,664.90	29.67%
4	FLUPHENAZINE (PROLIXIN) 5MG TAB	24	450	434.33	3.61%	\$2,380.43	\$2,427.36	-1.93%
5	ARISTADA 3.2ML 882MG/3.2ML SYR	2	3.2	2.17	47.69%	\$2,215.40	\$1,476.93	50.00%
6	LITHIUM SOL 300MG/5ML 500ML 8MEQ/5ML	15	7000	9916.67	-29.41%	\$2,010.54	\$938.63	114.20%
7	BENZTROPINE 1MG/ML 2ML AMP	18	60	31.83	88.48%	\$1,656.30	\$882.41	87.70%
8	INVEGA SUSTEN 1ML 156MG/ML SYR	1	1	1.58	-36.84%	\$1,585.28	\$2,466.59	-35.73%
9	CHLORPROMAZINE (THORAZINE) 50MG TAB	15	390	357.42	9.12%	\$1,306.50	\$1,542.53	-15.30%
10	CHLORPROMAZINE (THORAZINE) 100MG TAB	6	157.50	232.33	-32.21%	\$1,023.83	\$1,532.80	-33.21%
11	HALOPERIDOL DEC 1ML 100MG/1ML VIAL	30	23	17.58	30.81%	\$986.47	\$752.16	31.15%
12	TRAZODONE (DESYREL) 100MG TAB	223	3840	3,267	17.55%	\$955.63	\$758.87	25.93%
13	FLUPHENAZINE (PROLIXIN) 10MG TAB	7	105.00	73.75	42.37%	\$847.14	\$589.37	43.74%
14	PALIPERIDONE ER (INVEGA) 6MG TAB	2	60	89.33	-32.84%	\$810.50	\$1,233.67	-34.30%
15	TRAZODONE (DESYREL) 50MG TAB	209	3,202.50	3014.83	6.22%	\$769.30	\$648.65	18.60%
16	HYDROXYZINE PAM (VISTARIL) 50MG CAP	169	3,270.00	3665.08	-10.78%	\$754.84	\$767.50	-1.65%
17	BUSPIRONE (BUSPAR) 15MG TAB	166	4680	5340.50	-12.37%	\$722.08	\$766.36	-5.78%
18	FLUPHENAZINE (PROLIXIN) 2.5MG TAB	10	180.00	133.08	35.25%	\$714.34	\$570.28	25.26%
19	MIRTAZAPINE (REMERON) 15MG TAB	165	2,665.50	1826.67	45.92%	\$703.18	\$450.71	56.01%
20	DIVALPROEX DR (DEPAKOTE) 500MG TAB	120	2,970.00	3,102	-4.25%	\$661.88	\$617.35	7.21%
21	BENZTROPINE (COGENTIN) 1MG TAB	118	2,745.00	2431.75	12.88%	\$660.60	\$562.18	17.51%
22	BUSPIRONE (BUSPAR) 10MG TAB	155	4,410.00	3858.83	14.28%	\$625.59	\$590.72	5.90%
23	QUETIAPINE IR (SEROQUEL) 200MG TAB	136	2,360.50	1711.50	37.92%	\$615.40	\$440.90	39.58%
24	FLUOXETINE (PROZAC) 20MG CAP	170	3,255.00	3506.92	-7.18%	\$596.85	\$548.40	8.83%
25	LITHIUM CARB (LITHONATE) 300MG CAP	138	3600	3426.75	5.06%	\$570.75	\$449.31	27.03%
26	CHLORPROMAZINE (THORAZINE) 25MG TAB	11	165	179.33	-7.99%	\$544.28	\$593.06	-8.22%
27	HYDROXYZINE PAM (VISTARIL) 25MG CAP	113	3,330.00	3495.92	-4.75%	\$532.54	\$534.55	-0.38%
28	HALOPERIDOL(HALDOL) 2MG TAB	49	915.00	713.42	28.26%	\$513.06	\$404.31	26.90%
29	HALOPERIDOL(HALDOL) 5MG TAB	45	975	932	4.58%	\$507.37	\$538.92	-5.85%
30	PERPHENAZINE (TRILAFON) 8MG TAB	26	555.00	517.50	7.25%	\$504.01	\$740.69	-31.95%
31	SERTRALINE (ZOLOFT) 50MG TAB	119	2234.5	2102.83	6.26%	\$453.14	\$387.59	16.91%
32	MIRTAZAPINE (REMERON) 30MG TAB	101	1485	1414.25	5.00%	\$450.45	\$398.53	13.03%
33	QUETIAPINE IR (SEROQUEL) 300MG TAB	74	1,384.00	1757.50	-21.25%	\$441.73	\$529.60	-16.59%
34	OLANZAPINE (ZYPREXA) 10MG TAB	86	1440	1350.75	6.61%	\$427.70	\$358.46	19.32%
35	CHLORDIAZEPOXIDE (LIBRIUM) 25MG CAP	918	3,600.00	5,875	-38.72%	\$423.00	\$690.88	-38.77%
36	RISPERIDONE (RISPERDAL) 2MG TAB	108	1725	1610.50	7.11%	\$419.88	\$340.62	23.27%
37	BUPROPION (WELLBUTRIN) 100MG TAB	60	1470	1585.00	-7.26%	\$407.06	\$401.03	1.50%
38	HALOPERIDOL (HALDOL) 10MG TAB	14	360.00	294.33	22.31%	\$385.11	\$320.54	20.14%
39	ARIPIPRAZOLE (ABILIFY) 10MG TAB	23	270.00	216.17	24.90%	\$366.90	\$300.84	21.96%
40	SERTRALINE (ZOLOFT) 100MG TAB	92	1612.5	1,390	15.98%	\$356.94	\$281.87	26.63%
41	OLANZAPINE (ZYPREXA) 5MG TAB	87	1380	1,148	20.17%	\$354.86	\$331.19	7.15%
42	BENZTROPINE (COGENTIN) 0.5MG TAB	57	1,335.00	1027.92	29.87%	\$328.98	\$249.94	31.62%
43	TRAZODONE (DESYREL) 150MG TAB	63	1035	755.83	36.93%	\$326.11	\$240.64	35.52%
44	CARBAMAZEPINE*200MG*(TEGRETOL) 200MG TAB	40	1275	1698.67	-24.94%	\$314.09	\$985.19	-68.12%
45	AMITRIPTYLINE (ELAVIL) 50MG TAB	26	510	356.50	43.06%	\$277.14	\$177.78	55.89%
46	PAROXETINE (PAXIL) 20MG TAB	64	1,245.00	1372.67	-9.30%	\$276.00	\$325.48	-15.20%
47	BUPROPION (WELLBUTRIN) 75MG TAB	47	1,095.00	1097.50	-0.23%	\$256.92	\$280.64	-8.45%
48	LEVETIRACETAM (KEPPRA) 500MG TAB	45	1380	1406.50	-1.88%	\$254.73	\$232.85	9.40%
49	QUETIAPINE IR (SEROQUEL) 400MG TAB	44	622.5	792.17	-21.42%	\$245.85	\$372.11	-33.93%
50	CITALOPRAM (CELEXA) 20MG TAB	68	1050	1140.00	-7.89%	\$241.60	\$202.54	19.28%
		4296	77896.70	80688.83	-3.46%	\$49,531.86	\$43,699.47	13.35%
	% OF NET COST:					50.91%		

PIMA COUNTY ADULT DETENTION CENTER
TOP 50 CONTROLLED MEDICATIONS BY QUANTITY
November 1, 2017 thru November 30, 2017

	MEDICATION	DISPENSED				COST		
		# OF RXS	QUANTITY	MTHLY AVG	% CHANGE	PRICE	MTHLY AVG	% CHANGE
1	BUPRENORPHINE (SUBUTEX) 2MG SL TAB	18	540.00	458.8	17.71%	\$444.24	\$465.89	-4.65%
2	CHLORDIAZEPOXIDE (LIBRIUM) 25MG CAP	918	3,600.00	5875.0	-38.72%	\$423.00	\$690.88	-38.77%
3	AMPHETAMINE MIXED 30MG ER CAP	4	60	70.0	-14.29%	\$169.98	\$206.57	-17.71%
	TOTALS:	940	4,200.00	6403.75	-34.41%	\$1,037.22	\$1,037.22	0.00%
	% OF NET COST:						1.07%	

**PIMA COUNTY ADULT DETENTION CENTER
TOP 50 OTC MEDICATIONS BY PRICE
November 1, 2017 thru November 30, 2017**

	MEDICATION	DISPENSED				COST		
		# OF RXS	QUANTITY	MTHLY AVG	% CHANGE	PRICE	MTHLY AVG	% CHANGE
1	TOLNAFTATE 15GM (TINACTIN) 0.01 CREAM	75	1,125	1,578	-28.68%	\$328.50	\$460.63	-28.68%
2	HYDROCERIN (EUCERIN) 120 GM CREAM	59	5,160	6,140	-15.96%	\$263.16	\$327.18	-19.57%
3	REGULOID (ORANGE) 369GM POWDER	44	11,439	5,750	98.93%	\$232.50	\$116.88	98.93%
4	MUSCLE RUB 85 GM CREAM	43	3,145	8,089	-61.12%	\$186.85	\$480.59	-61.12%
5	BENZOYL PEROXIDE 10% 42.5 GM GEL	34	1,360	1,155	17.79%	\$160.00	\$135.83	17.79%
6	MICONAZOLE ANTIFUNGAL 2% 28 GM CREAM	27	588	621	-5.26%	\$108.78	\$114.52	-5.01%
7	CONTACT LENS CASE	19	19	2	812.00%	\$108.68	\$11.92	812.00%
8	GLUTOSE GEL (3X37.5GM) 40% 112.5GM GEL	12	1,013	675	50.00%	\$106.74	\$75.73	40.95%
9	ANTI-DANDRUFF (SELSUN) 210ML 0.01 SUSP	25	3,780	3,080	22.73%	\$103.32	\$84.19	22.73%
10	HYDROCORTISONE 1% 30GM OINT	25	540	575	-6.09%	\$95.04	\$101.20	-6.09%
11	MILK OF MAG 355ML SUSP	22	6,390	3,343	91.15%	\$83.88	\$43.88	91.15%
12	HYDROCORTISONE 1% 28GM CREAM	20	504	1,318	-61.77%	\$82.44	\$215.64	-61.77%
13	EAR WAX SOLUTION 15 ML CARBAM.6.5% DROPS	23	210	195	7.69%	\$81.20	\$70.46	15.24%
14	ASPIRIN CHEW 81MG TAB	36	615	492	25.11%	\$79.14	\$54.90	44.15%
15	KY JELLY 113GM GEL	12	1,356	1,139	19.01%	\$73.92	\$61.97	19.28%
16	BENZOYL PEROXIDE 5% 42.5 GM GEL	19	595	847	-29.71%	\$67.76	\$96.40	-29.71%
17	ASPIRIN EC (ECOTRIN) 81MG TAB	32	555	493	12.63%	\$66.58	\$59.61	11.70%
18	GUAIFENESIN (ROBITUSSIN) 200MG TAB	24	420	201	109.13%	\$65.52	\$31.51	107.91%
19	LOZENGES (CHLORASEPTIC) 18CT	12	198	54	266.67%	\$64.02	\$17.46	266.67%
20	LACRI-LUBE REFRESH 7GM OINT	3	21	5	300.00%	\$60.60	\$15.15	300.00%
21	CALCIUM CARB [ANTACID CHEW] 500MG TAB	29	1,950	2,484	-21.49%	\$59.93	\$85.48	-29.89%
22	CTM (CHLORPHENIRAMINE) 4MG TAB	33	510	493	3.55%	\$58.48	\$58.55	-0.11%
23	MECLIZINE CHEW 25MG TAB	238	2,030	1,481	37.04%	\$58.21	\$74.27	-21.62%
24	POLIGRIP SUPER ZINC FREE 68GM	7	476	79	500.00%	\$54.74	\$9.12	500.00%
25	CLOTRIMAZOLE 1% 28 GM CREAM	13	280	516	-45.70%	\$51.60	\$93.72	-44.94%
26	DIPHENHYDRAMINE (BENADRYL) 50MG CAP	25	1,240	1,580	-21.54%	\$51.20	\$72.67	-29.54%
27	DIPHENHYDRAMINE (BENADRYL) 25MG CAP	20	1,345	2,788	-51.75%	\$51.05	\$85.50	-40.29%
28	CETIRIZINE (ZYRTEC) 10MG TAB	26	590	581	1.59%	\$51.01	\$48.25	5.71%
29	TAR SHAMPOO 255ML	15	2,295	3,804	-39.66%	\$46.89	\$79.74	-41.19%
30	LOPERAMIDE (IMODIUM A-D) 2MG TAB	466	1,230	765	60.87%	\$44.15	\$39.10	12.92%
31	MAGNESIUM CITRATE 300ML SOL	9	2,700	2,000	35.00%	\$41.22	\$30.53	35.00%
32	LICE SHAMPOO (RID) 120 ML	5	600	870	-31.03%	\$39.25	\$56.91	-31.03%
33	SAF-GEL 85GM GEL	2	170	120	41.18%	\$37.74	\$26.46	42.64%
34	MEDIHONEY 45ML	2	90	53	71.43%	\$36.74	\$21.43	71.43%
35	PRENATAL VITAMIN 27-0.8MG TAB	21	600	421	42.57%	\$34.26	\$27.74	23.51%
36	DSS (COLACE) 100MG CAP	32	2,030	2,415	-15.94%	\$32.21	\$50.19	-35.82%
37	COUGH DROPS CHERRY	10	210	180	16.67%	\$27.79	\$23.82	16.67%
38	THIAMINE (VIT B-1) 100MG TAB	221	2,000	4,189	-52.26%	\$26.50	\$244.72	-89.17%
39	HYDROCORTISONE 1% 454GM CREAM	6	454	76	500.00%	\$25.08	\$4.18	500.00%
40	MAGNESIUM OXIDE 400MG TAB	8	143	103	38.13%	\$25.00	\$14.85	68.35%
41	AMMONIUM LAC (LAC HYDRIN) 12% 140 GM CREAM	4	420	187	125.00%	\$24.42	\$10.85	125.00%
42	FERROUS SULFATE 325MG TAB	8	210	185	13.51%	\$24.36	\$22.83	6.68%
43	TERBINAFINE (LAMISIL) 1% 30 GM CREAM	3	60	43	41.18%	\$22.94	\$16.25	41.18%
44	REFRESH LIQUIGEL 15ML DROP	2	30	8	300.00%	\$22.38	\$5.60	300.00%
45	SALINE NASAL SPRAY 0.65% 45ML SPR	8	225	311	-27.71%	\$19.65	\$27.18	-27.71%
46	HEALTHLAX PEG 3350NF PACKETS 14X17GM=238G	1	238	555	-57.14%	\$18.80	\$43.32	-56.60%
47	ARTIFICIAL TEARS 15 ML DROP	7	60	86	-30.43%	\$18.60	\$26.74	-30.43%
48	REGULOID S/F POWDER	3	568	5,750	-90.12%	\$15.84	\$116.88	-86.45%
49	PAIN RELIEVER PLUS (GENACED) 250/250/65MG TAB	8	230	310	-25.81%	\$14.50	\$18.85	-23.08%
50	DAKIN'S 1/2 0.0025	1	480	200	140.00%	\$14.20	\$5.92	140.00%
	TOTALS:	1,799	62,496	68,382	-8.61%	\$3,467.37	\$4,017.29	-13.69%
	% OF NET COST:					3.56%		