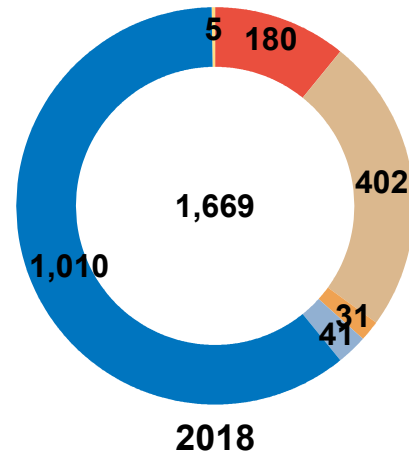
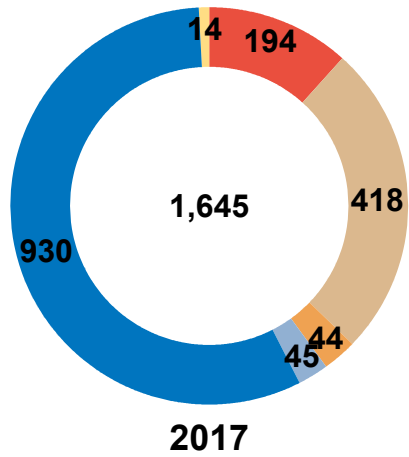


Pima Animal Care Center Monthly
Report
July 2017 and 2018

Animal Intakes July 2017 & July 2018

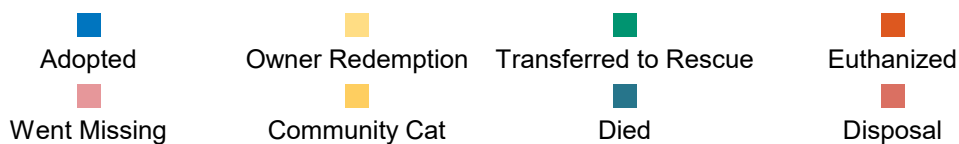
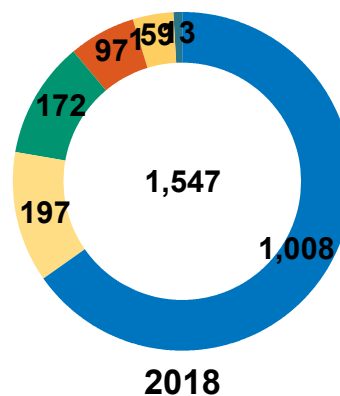
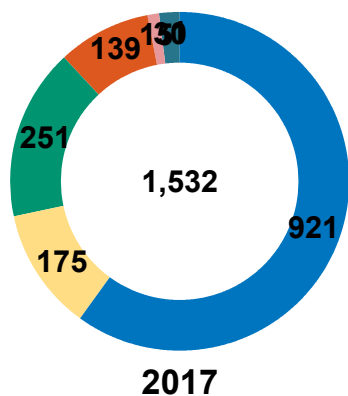
	2017				2018			
	CAT	DOG	OTHERS	Total	CAT	DOG	OTHERS	Total
Stray	288	641	1	930	388	617	5	1,010
Owner Surrender	160	257	1	418	165	215	22	402
Transfer	12	2	0	14	5	0	0	5
Returned	8	37	0	45	11	30	0	41
Confiscated	93	62	39	194	80	92	8	180
Quarantine	10	34	0	44	4	27	0	31
Total Live Intakes	571	1,033	41	1,645	653	981	35	1,669



■ Confiscated
 ■ Owner Surrender
 ■ Quarantine
 ■ Returned
 ■ Stray
■ Transfer

Animal Outcomes July 2017 & July 2018

	2017				2018			
	CAT	DOG	OTHERS	Total	CAT	DOG	OTHERS	Total
Adopted	379	540	2	921	490	480	38	1,008
Owner Redemption	6	169	0	175	11	183	3	197
Transferred to Rescue	108	143	0	251	26	142	4	172
Euthanized	43	94	2	139	24	71	2	97
Went Missing	13	1	1	15	0	1	0	1
Community Cat	0	0	0	0	59	0	0	59
Died	13	16	1	30	8	4	1	13
Disposal	0	0	1	1	0	0	0	0
Total	562	963	7	1,532	618	881	48	1,547



July 2017 Save Rate 88.81%

July 2017 Live Release Rate 87.98%

July 2018 Save Rate 93.35%

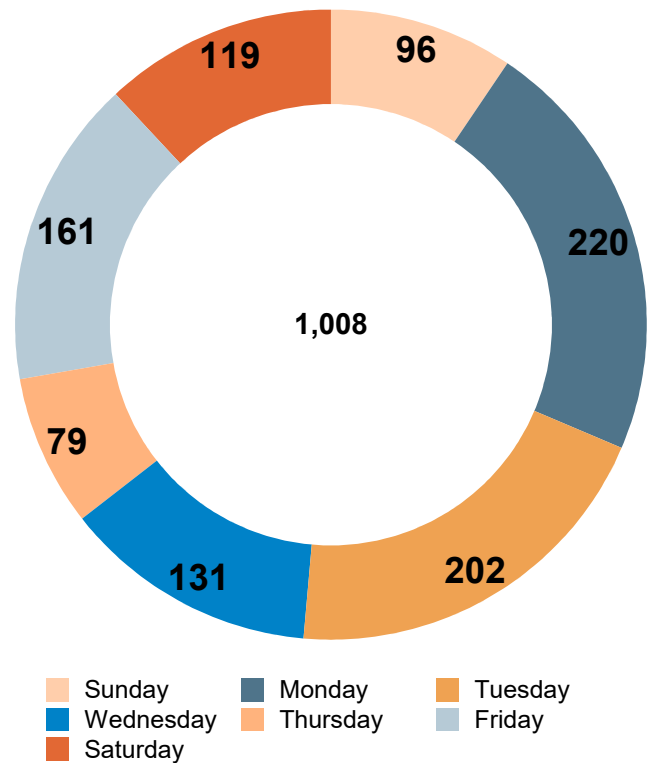
July 2018 Live Release Rate 92.54%

** Save Rate = Live Intakes - Non-Live Outcomes / Live Intakes

** Live Release Rate = Live Outcomes / Total Outcomes

Adoptions by Day

	CAT	DOG	Others	Total
7/1/2018	13	10	1	24
7/2/2018	26	22	1	49
7/3/2018	28	14	0	42
7/4/2018	2	13	0	15
7/5/2018	12	17	0	29
7/6/2018	12	17	0	29
7/7/2018	12	20	0	32
7/8/2018	2	14	5	21
7/9/2018	33	14	0	47
7/10/2018	15	13	0	28
7/11/2018	13	17	0	30
7/12/2018	15	11	1	27
7/13/2018	22	11	1	34
7/14/2018	12	12	4	28
7/15/2018	6	9	9	24
7/16/2018	33	12	1	46
7/17/2018	32	19	0	51
7/18/2018	30	26	3	59
7/19/2018	5	5	0	10
7/20/2018	28	28	4	60
7/21/2018	12	24	2	38
7/22/2018	6	6	0	12
7/23/2018	23	21	0	44
7/24/2018	19	18	2	39
7/25/2018	12	15	0	27
7/26/2018	6	7	0	13
7/27/2018	15	23	0	38
7/28/2018	8	13	0	21
7/29/2018	4	9	2	15
7/30/2018	13	19	2	34
7/31/2018	21	21	0	42
Total	490	480	38	1,008



Non-Live Outcomes July 2017 & July 2018

		2018	Total
DIED	AT VET	7	7
	ENROUTE	1	1
	IN KENNEL	5	5
	Total	13	13
EUTH	BEHAVIOR	23	23
	MEDICAL	74	74
	Total	97	97
MISSING	STOLEN	1	1
	Total	1	1
Total		111	111

Animals that went to Foster Care July 2017 & 2018

	2017			2018			
	CAT	DOG	Total	CAT	DOG	OTHERS	Total
Adult Cat	1	0	1	41	0	0	41
Adult Dog	0	0	0	0	51	0	51
Foster	9	6	15	0	2	0	2
Foster Study	0	1	1	0	0	0	0
Hospice	0	0	0	0	5	0	5
Medical Condition	19	12	31	237	69	0	306
Mom & Litter	28	26	54	0	0	0	0
Parvo	0	1	1	0	0	0	0
Reactive	11	1	12	0	0	0	0
Ringworm	28	0	28	0	0	0	0
To Adopt	0	1	1	62	155	25	242
Young	48	0	48	0	0	0	0
Total	144	48	192	340	282	25	647

Licensing & Donations July 2017 & 2018

	2017	2018	Total
Altered Dog License	6,839	6,179	13,018
Unaltered Dog License	345	289	634
Others	1,609	1,211	2,820
Total	8,793	7,679	16,472

	2017	2018	Total
Altered Dog License	\$112,048.00	\$107,354.00	\$219,402.00
Unaltered Dog License	\$20,515.00	\$17,749.00	\$38,264.00
Total	\$132,563.00	\$125,103.00	\$257,666.00

	2017	2018	Total
DONATION	\$0.00	\$1.00	\$1.00
DONATION ADOP	\$202.00	\$266.00	\$468.00
DONATION GEN	\$35,758.04	\$25,364.39	\$61,122.43
DONATION GRANTS	\$-91.00	\$-247.00	\$-338.00
DONATION OUTR	\$74.00	\$42.00	\$116.00
DONATION S/N	\$640.00	\$605.00	\$1,245.00
DONATION SAMS	\$8,813.00	\$6,913.00	\$15,726.00
Total	\$45,396.04	\$32,944.39	\$78,340.43

Clinic Activity July 2017 & 2018

Number of Alterations

	2017	2018	Total
CAT	305	447	752
DOG	409	417	826
OTHER		24	24
Total	714	888	1602

Number of Special Surgeries

	2017	2018	Total
CAT	13	16	29
DOG	86	43	129
Total	99	59	158