

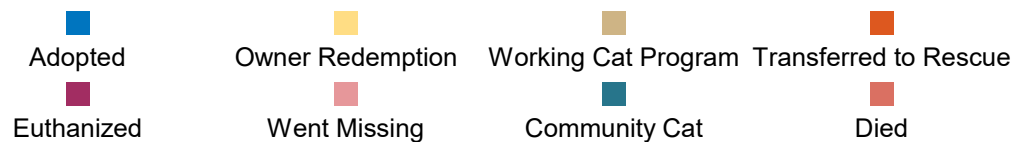
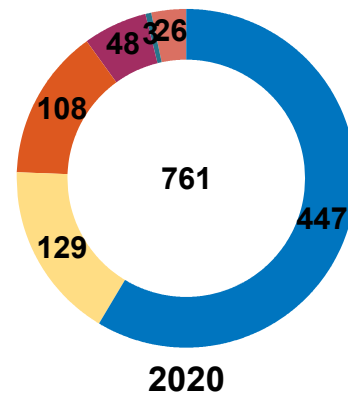
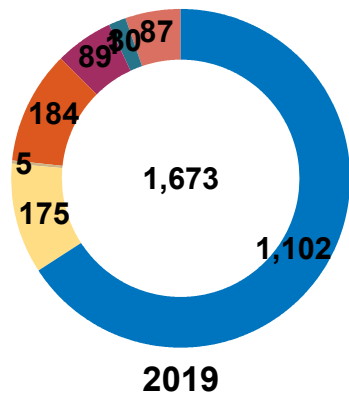
Pima Animal Care Center Monthly
Report
June 2019 and 2020

Animal Intakes June 2019 & June 2020

| | 2019 | | | | 2020 | | | |
|---------------------------|------|-----|--------|-------|------|-----|--------|-------|
| | CAT | DOG | OTHERS | Total | CAT | DOG | OTHERS | Total |
| Stray | 510 | 509 | 2 | 1,021 | 155 | 300 | 5 | 460 |
| Owner Surrender | 143 | 222 | 1 | 366 | 76 | 154 | 0 | 230 |
| Transfer | 2 | 3 | 0 | 5 | 1 | 0 | 0 | 1 |
| Returned | 8 | 46 | 0 | 54 | 0 | 21 | 0 | 21 |
| Confiscated | 41 | 70 | 22 | 133 | 7 | 27 | 17 | 51 |
| Quarantine | 28 | 31 | 0 | 59 | 5 | 19 | 0 | 24 |
| Pub Assist | 0 | 0 | 0 | 0 | 9 | 8 | 43 | 60 |
| Total Live Intakes | 732 | 881 | 25 | 1,638 | 253 | 529 | 65 | 847 |

Animal Outcomes June 2019 & June 2020

| | 2019 | | | | 2020 | | | |
|------------------------------|------|-----|--------|-------|------|-----|--------|-------|
| | CAT | DOG | OTHERS | Total | CAT | DOG | OTHERS | Total |
| Adopted | 539 | 558 | 5 | 1,102 | 156 | 288 | 3 | 447 |
| Owner Redemption | 7 | 167 | 1 | 175 | 16 | 101 | 12 | 129 |
| Working Cat Program | 5 | 0 | 0 | 5 | 0 | 0 | 0 | 0 |
| Transferred to Rescue | 32 | 140 | 12 | 184 | 33 | 64 | 11 | 108 |
| Community Cat | 30 | 0 | 0 | 30 | 3 | 0 | 0 | 3 |
| Euthanized | 40 | 48 | 1 | 89 | 18 | 30 | 0 | 48 |
| Went Missing | 0 | 1 | 0 | 1 | 0 | 0 | 0 | 0 |
| Died | 74 | 13 | 0 | 87 | 20 | 6 | 0 | 26 |
| Total | 727 | 927 | 19 | 1,673 | 246 | 489 | 26 | 761 |



June 2019 Save Rate 89.19%

June 2019 Live Release Rate 89.23%

June 2020 Save Rate 90.60%

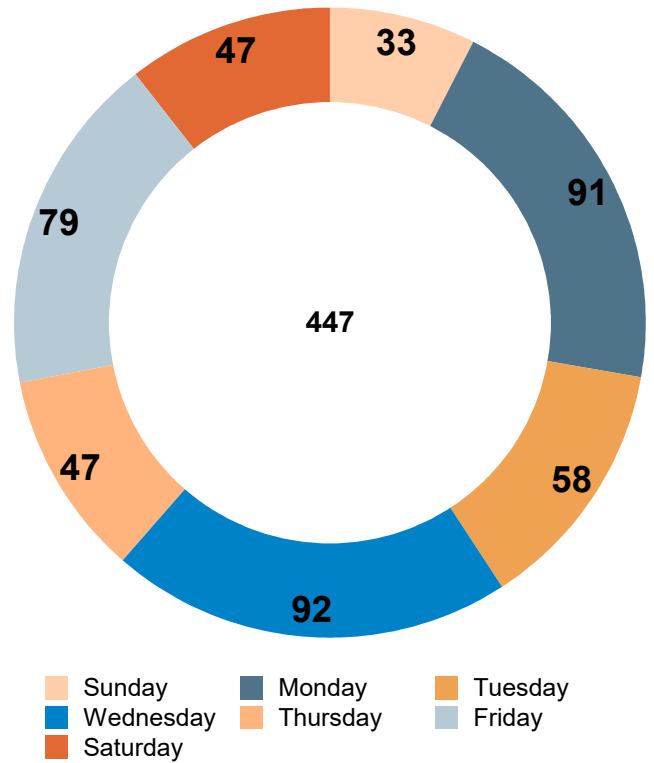
June 2020 Live Release Rate 90.25%

** Save Rate = Live Intakes - Non-Live Outcomes / Live Intakes

** Live Release Rate = Live Outcomes / Total Outcomes

Adoptions by Day

| | CAT | DOG | Others | Total |
|--------------|------------|------------|----------|------------|
| 6/1/2020 | 5 | 18 | 0 | 23 |
| 6/2/2020 | 3 | 7 | 0 | 10 |
| 6/3/2020 | 10 | 17 | 0 | 27 |
| 6/4/2020 | 6 | 7 | 0 | 13 |
| 6/5/2020 | 8 | 12 | 0 | 20 |
| 6/6/2020 | 2 | 14 | 0 | 16 |
| 6/7/2020 | 7 | 5 | 0 | 12 |
| 6/8/2020 | 11 | 8 | 0 | 19 |
| 6/9/2020 | 3 | 8 | 0 | 11 |
| 6/10/2020 | 11 | 13 | 0 | 24 |
| 6/11/2020 | 2 | 10 | 0 | 12 |
| 6/12/2020 | 4 | 8 | 0 | 12 |
| 6/13/2020 | 2 | 5 | 0 | 7 |
| 6/14/2020 | 1 | 4 | 0 | 5 |
| 6/15/2020 | 6 | 7 | 0 | 13 |
| 6/16/2020 | 6 | 9 | 0 | 15 |
| 6/17/2020 | 5 | 13 | 0 | 18 |
| 6/18/2020 | 3 | 4 | 2 | 9 |
| 6/19/2020 | 10 | 17 | 0 | 27 |
| 6/20/2020 | 3 | 8 | 0 | 11 |
| 6/21/2020 | 1 | 4 | 1 | 6 |
| 6/22/2020 | 8 | 9 | 0 | 17 |
| 6/23/2020 | 7 | 12 | 0 | 19 |
| 6/24/2020 | 8 | 15 | 0 | 23 |
| 6/25/2020 | 3 | 10 | 0 | 13 |
| 6/26/2020 | 8 | 12 | 0 | 20 |
| 6/27/2020 | 4 | 9 | 0 | 13 |
| 6/28/2020 | 3 | 7 | 0 | 10 |
| 6/29/2020 | 5 | 14 | 0 | 19 |
| 6/30/2020 | 1 | 2 | 0 | 3 |
| Total | 156 | 288 | 3 | 447 |



Non-Live Outcomes June 2019 & June 2020

| | | 2019 | | | | 2020 | | |
|----------------|-------------------|------|-----|-------|-------|------|-----|-------|
| | | CAT | DOG | OTHER | Total | CAT | DOG | Total |
| DIED | | 0 | 0 | 0 | 0 | 1 | 0 | 1 |
| | AT VET | 2 | 2 | 0 | 4 | 1 | 2 | 3 |
| | ENROUTE | 0 | 0 | 0 | 0 | 4 | 1 | 5 |
| | IN CARE | 0 | 0 | 0 | 0 | 1 | 0 | 1 |
| | IN FOSTER | 60 | 5 | 0 | 65 | 8 | 0 | 8 |
| | IN KENNEL | 10 | 6 | 0 | 16 | 5 | 3 | 8 |
| | IN SURGERY | 2 | 0 | 0 | 2 | 0 | 0 | 0 |
| | Total | 74 | 13 | 0 | 87 | 20 | 6 | 26 |
| EUTH | | 0 | 0 | 0 | 0 | 0 | 1 | 1 |
| | AT VET | 0 | 0 | 0 | 0 | 0 | 1 | 1 |
| | BEHAVIOR | 0 | 6 | 0 | 6 | 0 | 1 | 1 |
| | MEDICAL | 40 | 42 | 1 | 83 | 18 | 27 | 45 |
| | Total | 40 | 48 | 1 | 89 | 18 | 30 | 48 |
| MISSING | STOLEN | 0 | 1 | 0 | 1 | 0 | 0 | 0 |
| | Total | 0 | 1 | 0 | 1 | 0 | 0 | 0 |
| Total | | 114 | 62 | 1 | 177 | 38 | 36 | 74 |

Animals that went to Foster Care June 2019 & 2020

| | 2019 | | | 2020 | | | |
|--------------------------|------|-----|-------|------|-----|--------|-------|
| | CAT | DOG | Total | CAT | DOG | OTHERS | Total |
| | 0 | 0 | 0 | 1 | 3 | 1 | 5 |
| Adult Cat | 47 | 0 | 47 | 18 | 0 | 0 | 18 |
| Adult Dog | 0 | 43 | 43 | 0 | 25 | 0 | 25 |
| Hospice | 0 | 2 | 2 | 3 | 1 | 0 | 4 |
| Medical Condition | 339 | 54 | 393 | 98 | 29 | 1 | 128 |
| Mom & Litter | 0 | 1 | 1 | 0 | 0 | 0 | 0 |
| To Adopt | 19 | 54 | 73 | 30 | 42 | 0 | 72 |
| Total | 405 | 154 | 559 | 150 | 100 | 2 | 252 |

APS June 2019 & 2020

| | 2019 | 2020 |
|-------------------------------------|-------|-------|
| Abandoned Animal | 46 | 33 |
| Bite Reports | 109 | 105 |
| Cruelty/Neglect | 130 | 105 |
| Dangerous Dog Investigation | 3 | 4 |
| DOA Pickups | 232 | 208 |
| Followup | 0 | 2 |
| Hoarding Cases | 0 | 2 |
| Inv | 9 | 21 |
| Law Enforcement Assist | 102 | 85 |
| Leash Law Violations | 164 | 122 |
| Noise & Waste Complaints | 75 | 61 |
| Other | 0 | 1 |
| Outreach Events | 2 | 1 |
| Owned | 8 | 6 |
| Possible Rabies Exposure | 41 | 47 |
| Rescue | 1 | 1 |
| Strays | 530 | 471 |
| Tie Outs | 29 | 22 |
| Transport | 35 | 15 |
| Trap | 2 | 0 |
| Wild | 1 | 2 |
| Total | 1,519 | 1,314 |

Licensing & Donations June 2019 & 2020

| | 2019 | 2020 |
|------------------------------|-------------|-------------|
| Altered Dog License | 5,802 | 5,760 |
| Unaltered Dog License | 331 | 346 |
| Others | 1,264 | 1,384 |
| Total | 7,397 | 7,490 |

| | 2019 | 2020 |
|------------------------------|--------------|--------------|
| Altered Dog License | \$102,973.00 | \$107,480.00 |
| Unaltered Dog License | \$20,675.00 | \$21,168.00 |
| Total | \$123,648.00 | \$128,648.00 |

| | 2019 | 2020 |
|------------------------|-------------|-------------|
| DONATION ADOP | \$340.00 | \$720.00 |
| DONATION GEN | \$23,601.96 | \$32,031.50 |
| DONATION GRANTS | \$-280.00 | \$0.00 |
| DONATION OUTR | \$256.00 | \$38.00 |
| DONATION S/N | \$545.00 | \$387.00 |
| DONATION SAMS | \$1,160.00 | \$2,417.10 |
| Total | \$25,622.96 | \$35,593.60 |

Clinic Activity June 2019 & 2020

Number of Alterations

| | 2019 | 2020 |
|------------------|--------|--------|
| BIRD | 0.00 | |
| CAT | 506.00 | 123.00 |
| DOG | 433.00 | 222.00 |
| LIVESTOCK | 0.00 | |
| OTHER | 11.00 | |
| Total | 950.00 | 345.00 |

Number of Special Surgeries

| | 2019 | 2020 |
|------------------|-------|-------|
| BIRD | 0.00 | |
| CAT | 20.00 | 21.00 |
| DOG | 54.00 | 51.00 |
| LIVESTOCK | 0.00 | |
| OTHER | 0.00 | |
| Total | 74.00 | 72.00 |