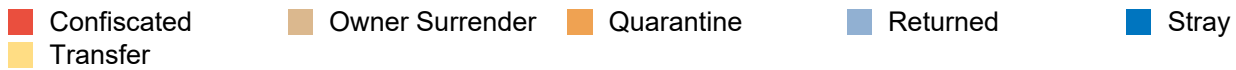
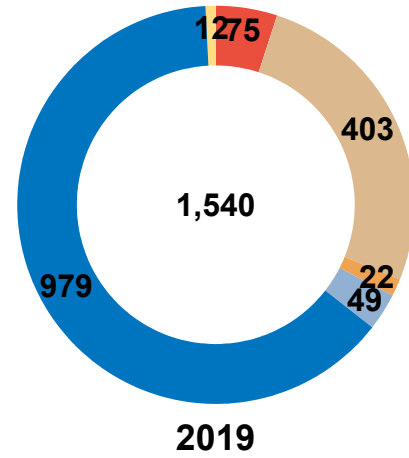
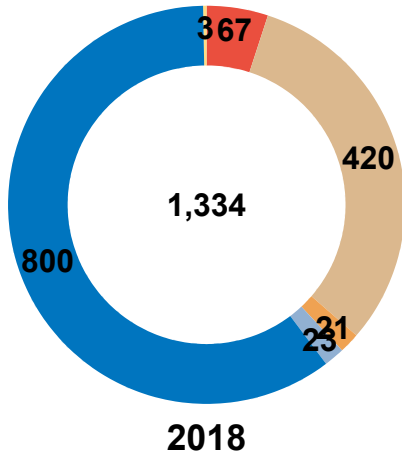


Pima Animal Care Center Monthly
Report
April 2018 and 2019

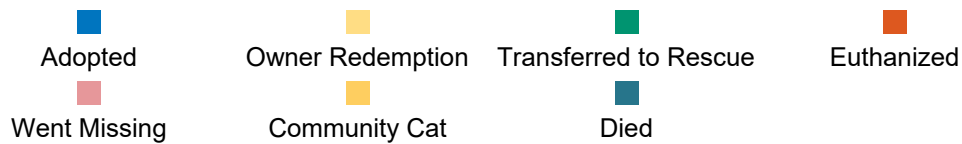
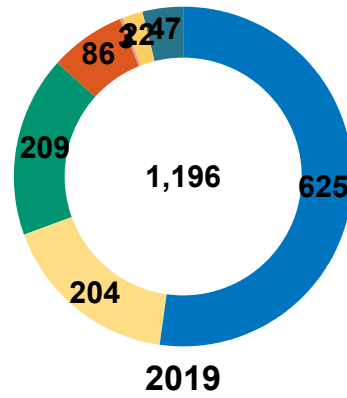
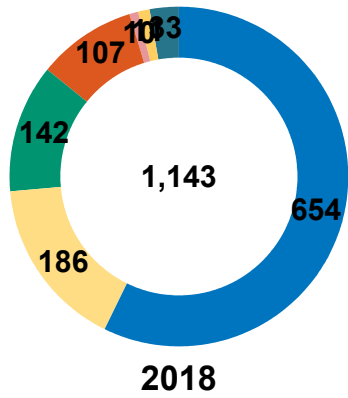
Animal Intakes April 2018 & April 2019

	2018				2019			
	CAT	DOG	OTHERS	Total	CAT	DOG	OTHERS	Total
Stray	279	517	4	800	442	531	6	979
Owner Surrender	160	230	30	420	125	276	2	403
Transfer	0	3	0	3	7	5	0	12
Returned	6	17	0	23	6	43	0	49
Confiscated	14	45	8	67	8	67	0	75
Quarantine	6	15	0	21	3	19	0	22
Total Live Intakes	465	827	42	1,334	591	941	8	1,540



Animal Outcomes April 2018 & April 2019

	2018				2019		
	CAT	DOG	OTHERS	Total	CAT	DOG	OTHERS
Adopted	179	443	32	654	165	458	2
Owner Redemption	9	176	1	186	5	199	0
Transferred to Rescue	67	64	11	142	63	143	3
Community Cat	11	0	0	11	22	0	0
Euthanized	21	85	1	107	16	68	2
Went Missing	7	1	2	10	1	2	0
Died	23	6	4	33	29	16	2
Total	317	775	51	1,143	301	886	9



April 2018 Save Rate 88.76%

April 2018 Live Release Rate 86.66%

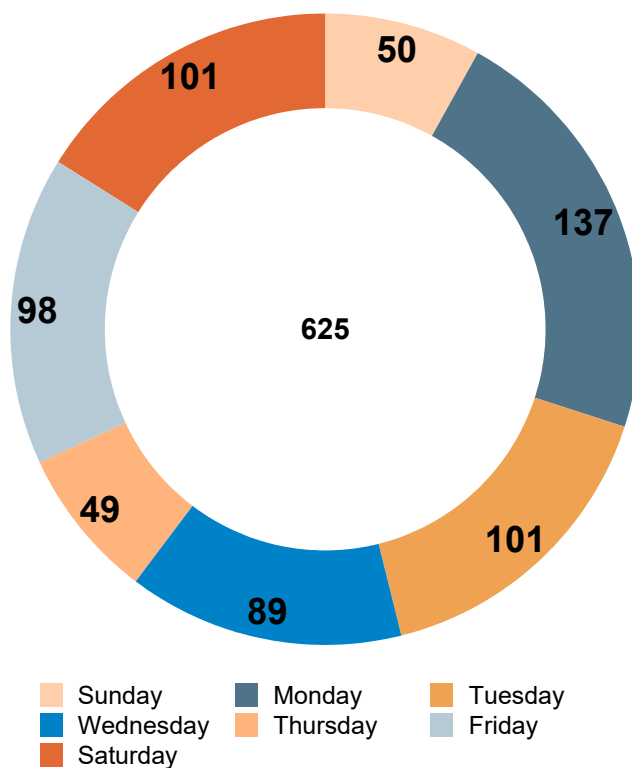
April 2019 Save Rate 91.17%

April 2019 Live Release Rate 88.16%

** Save Rate = Live Intakes - Non-Live Outcomes/Live Intakes
 ** Live Release Rate = Live Outcomes / Total Outcomes

Adoptions by Day

	CAT	DOG	Others	Total
4/1/2019	9	20	1	30
4/2/2019	3	11	0	14
4/3/2019	15	17	0	32
4/4/2019	2	11	0	13
4/5/2019	4	24	0	28
4/6/2019	4	15	0	19
4/7/2019	3	11	0	14
4/8/2019	6	18	0	24
4/9/2019	3	27	0	30
4/10/2019	12	13	0	25
4/11/2019	6	10	0	16
4/12/2019	6	14	0	20
4/13/2019	4	28	0	32
4/14/2019	4	8	0	12
4/15/2019	15	21	0	36
4/16/2019	8	14	0	22
4/17/2019	6	12	0	18
4/18/2019	5	6	0	11
4/19/2019	7	21	0	28
4/20/2019	12	23	0	35
4/21/2019	2	7	1	10
4/22/2019	5	18	0	23
4/23/2019	7	12	0	19
4/24/2019	0	14	0	14
4/25/2019	2	7	0	9
4/26/2019	4	18	0	22
4/27/2019	2	13	0	15
4/28/2019	0	14	0	14
4/29/2019	4	20	0	24
4/30/2019	5	11	0	16
Total	165	458	2	625



Non-Live Outcomes April 2018 & April 2019

		2019
DIED	AT VET	5
	ENROUTE	1
	IN FOSTER	25
	IN KENNEL	16
	Total	47
EUTH	BEHAVIOR	6
	MEDICAL	80
	Total	86
MISSING		2
	IN FOSTER	1
	Total	3
Total		136

Animals that went to Foster Care April 2018 & 2019

	2018				2019			
	CAT	DOG	OTHERS	Total	CAT	DOG	OTHERS	Total
Adult Cat	21	0	1	22	29	0	0	29
Adult Dog	0	9	0	9	0	60	0	60
Foster	0	0	0	0	10	4	0	14
Foster Study	0	2	0	2	0	0	0	0
Hospice	0	0	0	0	1	2	0	3
Medical Condition	131	77	1	209	362	78	1	441
Mom & Litter	20	7	0	27	0	0	0	0
Pregnant	2	0	0	2	0	0	0	0
Reactive	0	2	4	6	0	0	0	0
Ringworm	4	0	0	4	0	0	0	0
To Adopt	15	91	16	122	11	62	0	73
Young	60	6	2	68	0	0	0	0
Total	253	194	24	471	413	206	1	620

APS April 2018 & 2019

	2018	2019	Total
Priority 1	176	247	423
Priority 2	802	615	1,417
Priority 3	366	310	676
Priority 4	49	30	79
Priority 5	240	170	410
Priority 6	151	239	390
Priority 7	169	193	362
Total	1,953	1,804	3,757

	2018	2019
Bite Reports	281	245
Cruelty/Neglect	226	144
Total	507	389

Licensing & Donations April 2018 & 2019

	2018	2019	Total
Altered Dog License	7,008	7,003	14,011
Unaltered Dog License	289	339	628
Others	1,480	1,450	2,930
Total	8,777	8,792	17,569

	2018	2019	Total
Altered Dog License	\$116,705.00	\$123,668.00	\$240,373.00
Unaltered Dog License	\$17,640.00	\$19,516.00	\$37,156.00
Total	\$134,345.00	\$143,184.00	\$277,529.00

	2018	2019	Total
DONATION	\$22.00	\$5.00	\$27.00
DONATION ADOP	\$688.00	\$306.00	\$994.00
DONATION GEN	\$30,500.55	\$29,672.02	\$60,172.57
DONATION GRANTS	\$-18.00	\$-189.00	\$-207.00
DONATION OUTR	\$43.00	\$112.00	\$155.00
DONATION S/N	\$1,979.00	\$635.00	\$2,614.00
DONATION SAMS	\$2,987.00	\$1,902.25	\$4,889.25
Total	\$36,201.55	\$32,443.27	\$68,644.82

Clinic Activity April 2018 & 2019

Number of Alterations

	2018	2019	Total
CAT	103	116	219
DOG	428	412	840
OTHER	1	1	2
Total	532	529	1061

Number of Special Surgeries

	2018	2019
CAT	17	10
DOG	59	46
Total	76	56