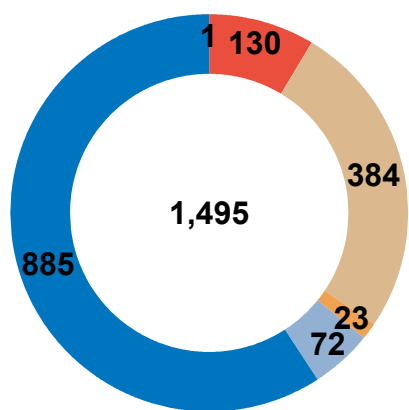


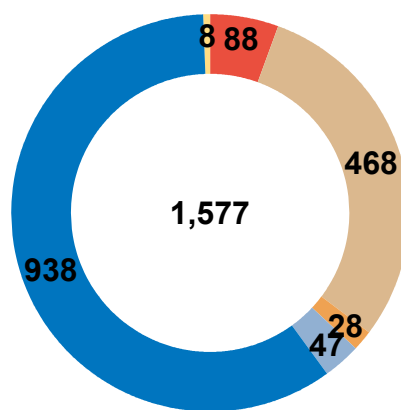
Pima Animal Care Center Monthly
Report
September 2018 and 2019

Animal Intakes September 2018 & September 2019

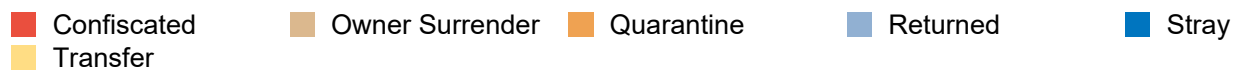
	2018				2019			
	CAT	DOG	OTHERS	Total	CAT	DOG	OTHERS	Total
Stray	358	527	0	885	361	571	6	938
Owner Surrender	192	184	8	384	176	292	0	468
Transfer	0	1	0	1	4	4	0	8
Returned	19	53	0	72	8	39	0	47
Confiscated	41	75	14	130	20	62	6	88
Quarantine	7	16	0	23	5	23	0	28
Total Live Intakes	617	856	22	1,495	574	991	12	1,577



2018

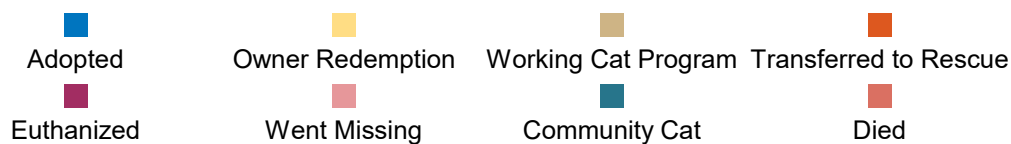
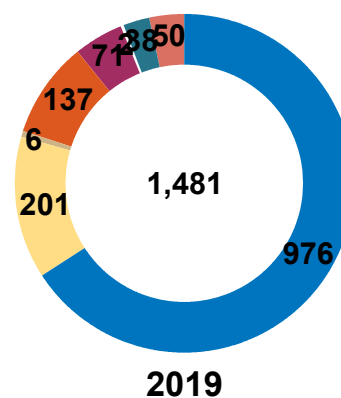
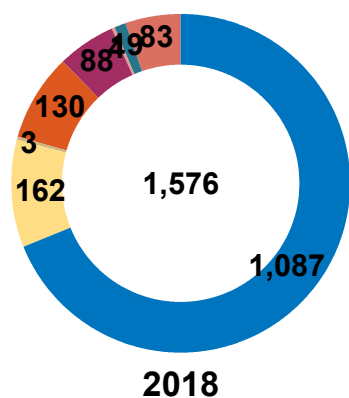


2019



Animal Outcomes September 2018 & September 2019

	2018				2019			
	CAT	DOG	OTHERS	Total	CAT	DOG	OTHERS	Total
Adopted	450	608	29	1,087	408	565	3	976
Owner Redemption	8	153	1	162	9	189	3	201
Working Cat Program	3	0	0	3	6	0	0	6
Transferred to Rescue	25	99	6	130	27	99	11	137
Community Cat	19	0	0	19	38	0	0	38
Euthanized	28	60	0	88	29	42	0	71
Went Missing	4	0	0	4	0	2	0	2
Died	70	13	0	83	41	8	1	50
Total	607	933	36	1,576	558	905	18	1,481



September 2018 Save Rate 88.29%

September 2018 Live Release Rate 88.76%

September 2019 Save Rate 92.20%

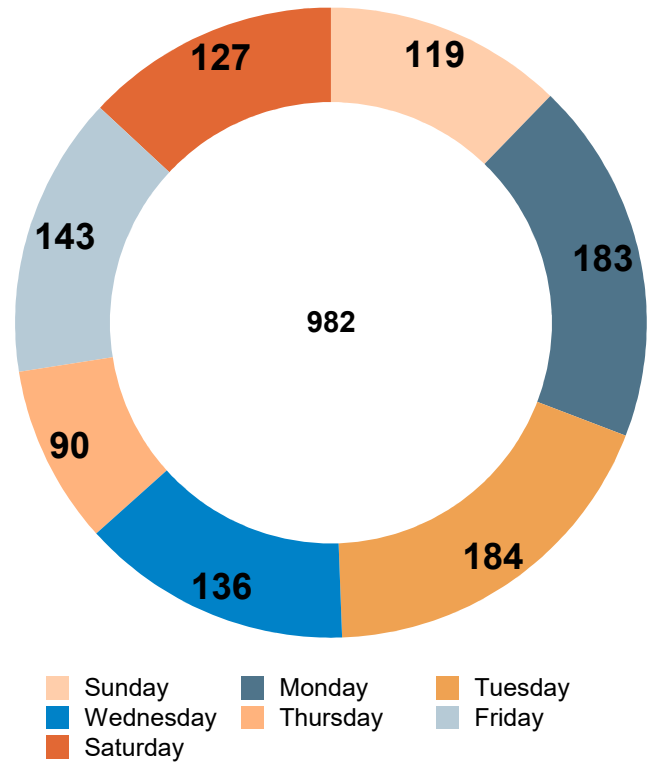
September 2019 Live Release Rate 91.52%

** Save Rate = Live Intakes - Non-Live Outcomes / Live Intakes

** Live Release Rate = Live Outcomes / Total Outcomes

Adoptions by Day

	CAT	DOG	Others	Total
9/1/2019	17	11	0	28
9/3/2019	36	35	1	72
9/4/2019	18	27	0	45
9/5/2019	15	15	0	30
9/6/2019	16	23	0	39
9/7/2019	15	11	0	26
9/8/2019	10	5	0	15
9/9/2019	17	25	0	42
9/10/2019	15	16	0	31
9/11/2019	15	19	0	34
9/12/2019	8	15	0	23
9/13/2019	11	19	0	30
9/14/2019	10	23	0	33
9/15/2019	6	17	0	23
9/16/2019	22	20	0	42
9/17/2019	22	13	0	35
9/18/2019	7	20	0	27
9/19/2019	7	15	0	22
9/20/2019	7	19	2	28
9/21/2019	11	22	0	33
9/22/2019	12	10	0	22
9/23/2019	18	35	0	53
9/24/2019	21	25	0	46
9/25/2019	11	19	0	30
9/26/2019	5	10	0	15
9/27/2019	17	29	0	46
9/28/2019	15	20	0	35
9/29/2019	9	22	0	31
9/30/2019	21	25	0	46
Total	414	565	3	982



Non-Live Outcomes September 2018 & September 2019

		2018			2019			
		CAT	DOG	Total	CAT	DOG	OTHER	Total
DIED		0	1	1	0	0	0	0
	AT VET	6	3	9	1	0	1	2
	ENROUTE	2	2	4	1	1	0	2
	IN CARE	0	0	0	4	0	0	4
	IN FOSTER	53	0	53	25	2	0	27
	IN KENNEL	8	6	14	9	5	0	14
	IN SURGERY	1	1	2	1	0	0	1
	Total	70	13	83	41	8	1	50
EUTH	AT VET	0	0	0	0	2	0	2
	BEHAVIOR	0	9	9	0	2	0	2
	MEDICAL	28	51	79	29	38	0	67
	Total	28	60	88	29	42	0	71
MISSING	IN FOSTER	2	0	2	0	0	0	0
	IN KENNEL	2	0	2	0	2	0	2
	Total	4	0	4	0	2	0	2
Total		102	73	175	70	52	1	123

Animals that went to Foster Care September 2018 & 2019

	2018			2019			
	CAT	DOG	Total	CAT	DOG	OTHERS	Total
	0	2	2	17	25	0	42
Adult Cat	46	0	46	36	0	0	36
Adult Dog	0	30	30	0	39	0	39
Hospice	0	4	4	1	3	0	4
Medical Condition	139	62	201	111	35	1	147
Mom & Litter	40	1	41	28	10	0	38
Pregnant	4	1	5	2	0	0	2
To Adopt	15	29	44	5	37	1	43
Young	114	0	114	115	1	0	116
Total	358	129	487	315	150	2	467

APS September 2018 & 2019

	2018	2019
Abandoned Animal	43	49
Bite Reports	96	123
Court	0	2
Cruelty/Neglect	84	144
Dangerous Dog Investigation	2	2
DOA Pickups	252	321
Follow Ups	4	3
Hoarding Cases	5	2
Inv	10	12
Law Enforcement Assist	99	106
Leash Law Violations	139	211
Noise & Waste Complaints	99	67
Other	3	1
Outreach Events	9	2
Owned	5	6
Possible Rabies Exposure	51	68
Prot Cust	0	1
Rescue	0	3
Strays	456	671
Tie Outs	33	33
Transport	25	47
Trap	1	1
Wild	2	4
Yard Chk	1	0
Total	1,419	1,879

Licensing & Donations September 2018 & 2019

	2018	2019
Altered Dog License	5,005	5,463
Unaltered Dog License	245	274
Others	966	1,047
Total	6,216	6,784

	2018	2019
Altered Dog License	\$87,646.00	\$100,214.00
Unaltered Dog License	\$15,240.00	\$17,543.00
Total	\$102,886.00	\$117,757.00

	2018	2019
DONATION ADOP	\$123.00	\$106.00
DONATION GEN	\$19,665.98	\$21,980.52
DONATION GRANTS	\$-57.00	\$-300.00
DONATION OUTR	\$12.00	\$40.00
DONATION S/N	\$1,433.00	\$420.00
DONATION SAMS	\$924.00	\$1,473.00
Total	\$22,100.98	\$23,719.52

Clinic Activity September 2018 & 2019

Number of Alterations

	2018	2019
CAT	419	393
DOG	495	495
OTHER	3	8
Total	917	896

Number of Special Surgeries

	2018	2019
CAT	18	24
DOG	44	90
Total	62	114