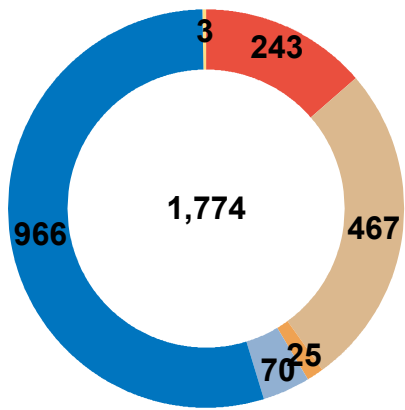


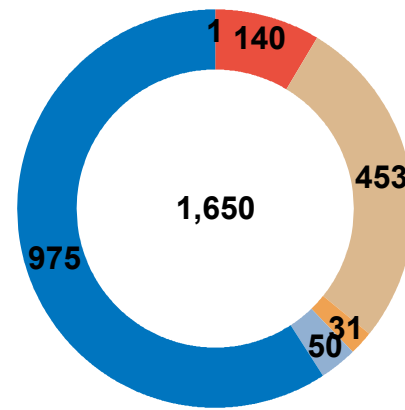
Pima Animal Care Center Monthly
Report
August 2018 and 2019

Animal Intakes August 2018 & August 2019

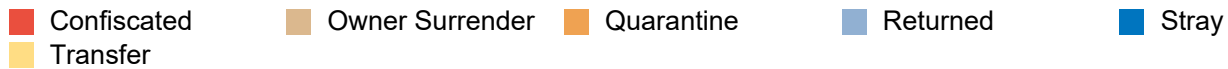
	2018				2019			
	CAT	DOG	OTHERS	Total	CAT	DOG	OTHERS	Total
Stray	434	528	4	966	330	631	14	975
Owner Surrender	185	268	14	467	174	273	6	453
Transfer	0	3	0	3	0	1	0	1
Returned	20	49	1	70	7	43	0	50
Confiscated	47	111	85	243	70	62	8	140
Quarantine	3	22	0	25	1	30	0	31
Total Live Intakes	689	981	104	1,774	582	1,040	28	1,650



2018

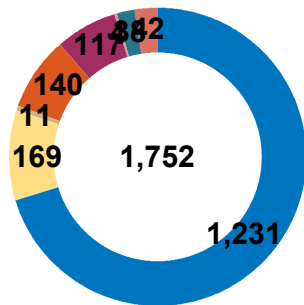


2019

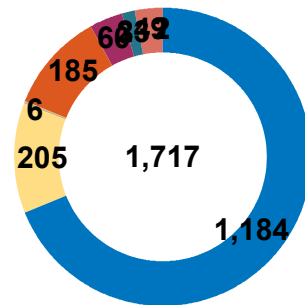


Animal Outcomes August 2018 & August 2019

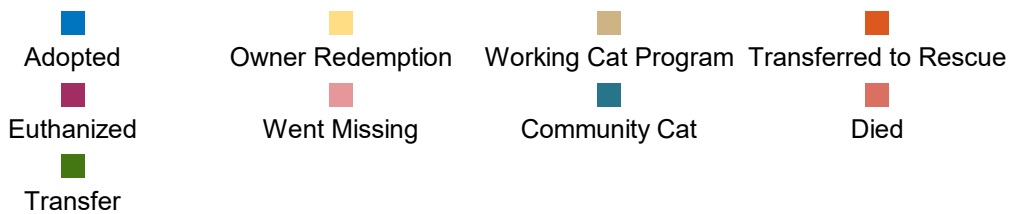
	2018				2019			
	CAT	DOG	OTHERS	Total	CAT	DOG	OTHERS	Total
Adopted	490	619	122	1,231	495	680	9	1,184
Owner Redemption	10	159	0	169	9	195	1	205
Working Cat Program	11	0	0	11	6	0	0	6
Transferred to Rescue	32	108	0	140	13	169	3	185
Community Cat	38	0	0	38	23	0	0	23
Euthanized	34	82	1	117	21	38	1	60
Went Missing	4	0	0	4	0	3	0	3
Died	35	7	0	42	39	10	0	49
Transfer	0	0	0	0	0	2	0	2
Total	654	975	123	1,752	606	1,097	14	1,717



2018



2019



August 2018 Save Rate 90.81%

August 2018 Live Release Rate 90.50%

August 2019 Save Rate 93.21%

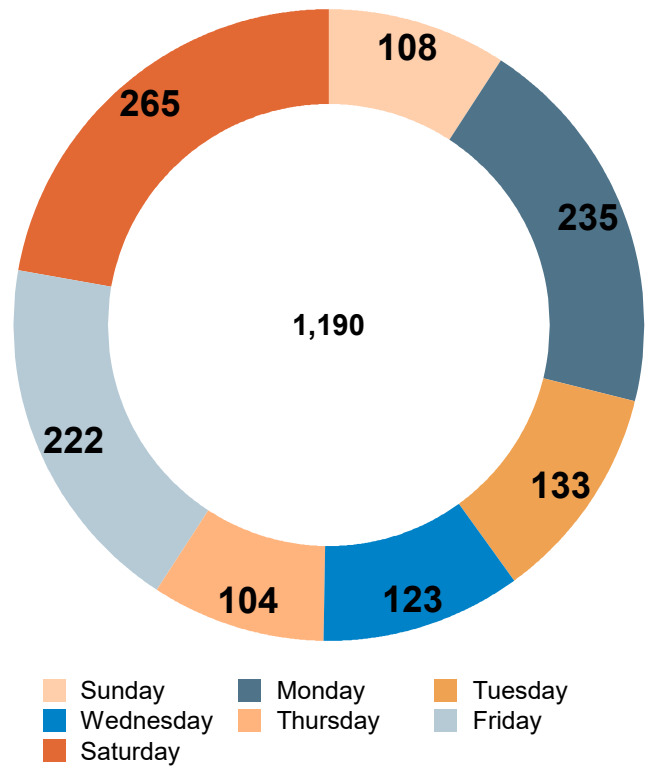
August 2019 Live Release Rate 93.33%

** Save Rate = Live Intakes - Non-Live Outcomes / Live Intakes

** Live Release Rate = Live Outcomes / Total Outcomes

Adoptions by Day

	CAT	DOG	Others	Total
8/1/2019	11	12	0	23
8/2/2019	30	21	2	53
8/3/2019	17	20	0	37
8/4/2019	12	12	0	24
8/5/2019	12	34	0	46
8/6/2019	15	27	0	42
8/7/2019	9	13	0	22
8/8/2019	14	19	0	33
8/9/2019	23	27	1	51
8/10/2019	21	19	0	40
8/11/2019	9	14	0	23
8/12/2019	12	31	0	43
8/13/2019	14	21	0	35
8/14/2019	25	12	0	37
8/15/2019	5	9	0	14
8/16/2019	19	28	0	47
8/17/2019	59	48	5	112
8/18/2019	13	22	0	35
8/19/2019	20	68	1	89
8/20/2019	7	11	0	18
8/21/2019	10	20	0	30
8/22/2019	9	15	0	24
8/23/2019	10	22	0	32
8/24/2019	7	20	0	27
8/25/2019	9	17	0	26
8/26/2019	27	30	0	57
8/27/2019	22	16	0	38
8/28/2019	9	25	0	34
8/29/2019	1	9	0	10
8/30/2019	16	23	0	39
8/31/2019	34	15	0	49
Total	501	680	9	1,190



Non-Live Outcomes August 2018 & August 2019

		2018				2019			
		CAT	DOG	OTHER	Total	CAT	DOG	OTHER	Total
DIED		0	0	0	0	0	2	0	2
	AT VET	3	2	0	5	3	3	0	6
	ENROUTE	0	1	0	1	0	1	0	1
	IN CARE	0	0	0	0	1	0	0	1
	IN FOSTER	28	1	0	29	27	1	0	28
	IN KENNEL	3	2	0	5	6	3	0	9
	IN SURGERY	1	1	0	2	2	0	0	2
	Total	35	7	0	42	39	10	0	49
EUTH		0	0	0	0	0	1	0	1
	BEHAVIOR	0	11	0	11	0	5	0	5
	MEDICAL	34	71	1	106	21	32	1	54
	Total	34	82	1	117	21	38	1	60
MISSING		0	0	0	0	0	1	0	1
	IN FOSTER	4	0	0	4	0	0	0	0
	IN KENNEL	0	0	0	0	0	1	0	1
	STOLEN	0	0	0	0	0	1	0	1
	Total	4	0	0	4	0	3	0	3
Total		73	89	1	163	60	51	1	112

Animals that went to Foster Care August 2018 & 2019

	2018				2019			
	CAT	DOG	OTHERS	Total	CAT	DOG	OTHERS	Total
	0	1	0	1	14	22	0	36
Adult Cat	36	0	0	36	40	0	0	40
Adult Dog	0	37	0	37	0	32	0	32
Foster	0	0	0	0	0	1	7	8
Hospice	2	0	0	2	0	3	0	3
Medical Condition	234	51	0	285	145	30	4	179
Mom & Litter	20	10	0	30	50	14	0	64
Pregnant	9	2	0	11	10	3	0	13
To Adopt	14	33	6	53	14	28	0	42
Young	51	1	0	52	68	3	0	71
Total	366	135	6	507	341	136	11	488

APS August 2018 & 2019

	2018	2019	Total
Abandoned Animal	50	55	105
Bite Reports	141	81	222
COURT	1	1	2
Cruelty/Neglect	105	112	217
Dangerous Dog Investigation	10	7	17
DOA Pickups	305	256	561
Follow Ups	2	2	4
FOLLOWUP	0	5	5
Hoarding Cases	3	4	7
INV	4	9	13
Law Enforcement Assist	92	128	220
Leash Law Violations	141	175	316
Noise & Waste Complaints	38	49	87
OTHER	3	1	4
Outreach Events	2	1	3
OWNED	10	6	16
Possible Rabies Exposure	70	68	138
PROT CUST	1	0	1
RESCUE	1	1	2
Strays	519	602	1,121
Tie Outs	30	23	53
TRANSPORT	7	27	34
TRAP	4	2	6
WILD	0	6	6
Total	1,539	1,621	3,160

Licensing & Donations August 2018 & 2019

	2018	2019	Total
Altered Dog License	6,814	5,880	12,694
Unaltered Dog License	306	275	581
Others	1,393	1,223	2,616
Total	8,513	7,378	15,891

	2018	2019	Total
Altered Dog License	\$118,573.00	\$107,270.00	\$225,843.00
Unaltered Dog License	\$18,913.00	\$16,308.00	\$35,221.00
Total	\$137,486.00	\$123,578.00	\$261,064.00

	2018	2019	Total
DONATION	\$21.00	\$0.00	\$21.00
DONATION ADOP	\$1,129.00	\$183.00	\$1,312.00
DONATION GEN	\$36,159.92	\$27,943.89	\$64,103.81
DONATION GRANTS	\$-159.00	\$-240.00	\$-399.00
DONATION OUTR	\$91.00	\$51.00	\$142.00
DONATION S/N	\$1,361.00	\$397.00	\$1,758.00
DONATION SAMS	\$2,259.00	\$1,200.00	\$3,459.00
Total	\$40,861.92	\$29,534.89	\$70,396.81

Clinic Activity August 2018 & 2019

Number of Alterations

	2018	2019	Total
CAT	437	426	863
DOG	535	496	1,031
OTHER	20	8	28
Total	992	930	1922

Number of Special Surgeries

	2018	2019	Total
CAT	18	30	48
DOG	53	65	118
OTHER	1	0	1
Total	72	95	167