

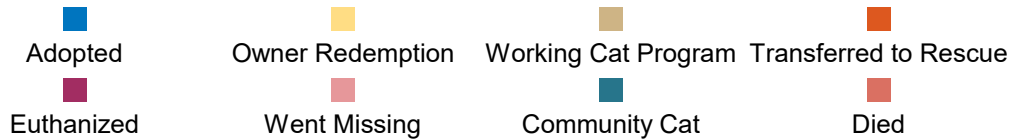
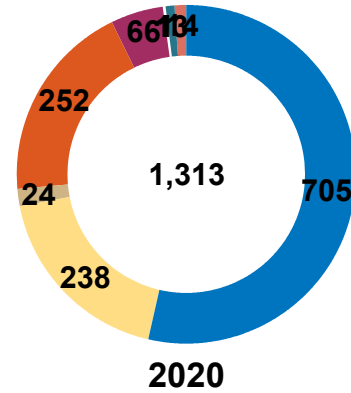
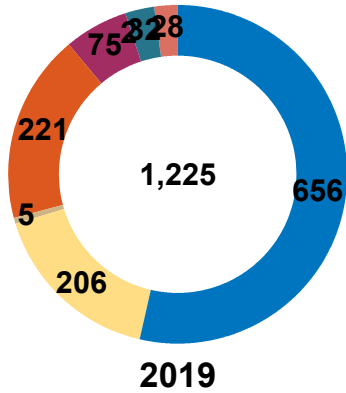
Pima Animal Care Center Monthly
Report
March 2019 and 2020

Animal Intakes March 2019 & March 2020

	2019				2020			
	CAT	DOG	OTHERS	Total	CAT	DOG	OTHERS	Total
Stray	218	528	4	750	101	546	9	656
Owner Surrender	136	233	8	377	148	196	1	345
Transfer	0	3	0	3	0	4	0	4
Returned	4	40	0	44	3	33	0	36
Confiscated	6	66	30	102	24	49	1	74
Quarantine	1	18	0	19	2	32	0	34
Total Live Intakes	365	888	42	1,295	278	860	11	1,149

Animal Outcomes March 2019 & March 2020

	2019				2020			
	CAT	DOG	OTHERS	Total	CAT	DOG	OTHERS	Total
Adopted	164	491	1	656	178	527	0	705
Owner Redemption	10	171	25	206	5	231	2	238
Working Cat Program	5	0	0	5	24	0	0	24
Transferred to Rescue	78	136	7	221	109	138	5	252
Community Cat	32	0	0	32	13	0	0	13
Euthanized	21	54	0	75	20	43	3	66
Went Missing	1	1	0	2	0	1	0	1
Died	14	12	2	28	8	6	0	14
Total	325	865	35	1,225	357	946	10	1,313



March 2019 Save Rate 91.89%

March 2019 Live Release Rate 91.14%

March 2020 Save Rate 92.95%

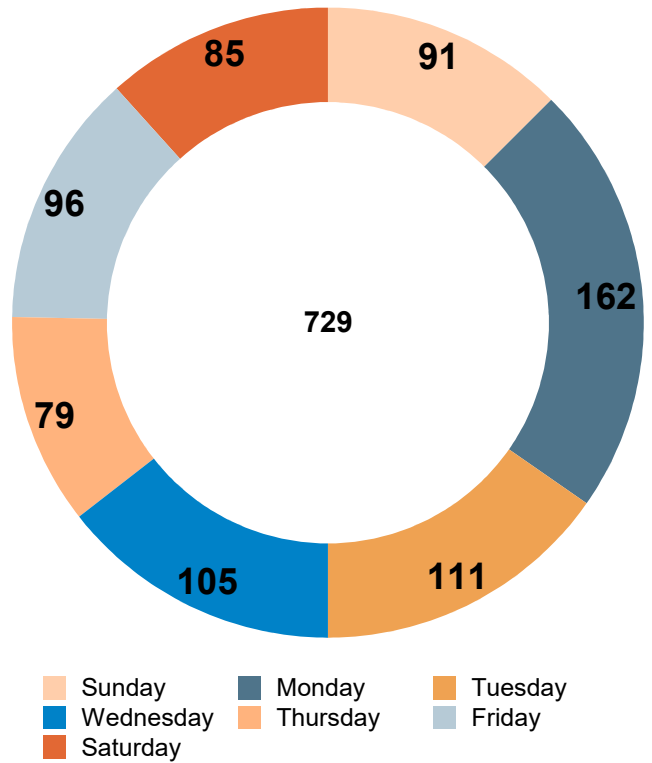
March 2020 Live Release Rate 93.77%

** Save Rate = Live Intakes - Non-Live Outcomes / Live Intakes

** Live Release Rate = Live Outcomes / Total Outcomes

Adoptions by Day

	CAT	DOG	Total
3/1/2020	12	15	27
3/2/2020	12	24	36
3/3/2020	11	22	33
3/4/2020	12	16	28
3/5/2020	15	19	34
3/6/2020	15	16	31
3/7/2020	11	20	31
3/8/2020	9	18	27
3/9/2020	10	39	49
3/10/2020	9	16	25
3/11/2020	8	19	27
3/12/2020	3	8	11
3/13/2020	4	16	20
3/14/2020	2	17	19
3/15/2020	0	17	17
3/16/2020	3	35	38
3/17/2020	5	26	31
3/18/2020	9	22	31
3/19/2020	4	19	23
3/20/2020	7	22	29
3/21/2020	2	23	25
3/22/2020	0	10	10
3/23/2020	10	23	33
3/24/2020	4	11	15
3/25/2020	3	16	19
3/26/2020	5	6	11
3/27/2020	8	8	16
3/28/2020	2	8	10
3/29/2020	3	7	10
3/30/2020	2	4	6
3/31/2020	2	5	7
Total	202	527	729



Non-Live Outcomes March 2019 & March 2020

		2019					2020			
		BIRD	CAT	DOG	OTHER	Total	CAT	DOG	OTHER	Total
DIED	AT VET	0	1	3	1	5	0	1	0	1
	ENROUTE	1	1	0	0	2	0	0	0	0
	IN FOSTER	0	7	4	0	11	3	1	0	4
	IN KENNEL	0	5	5	0	10	5	4	0	9
	Total	1	14	12	1	28	8	6	0	14
EUTH	BEHAVIOR	0	0	6	0	6	0	8	0	8
	MEDICAL	0	21	48	0	69	20	35	2	57
	WILDLIFE	0	0	0	0	0	0	0	1	1
	Total	0	21	54	0	75	20	43	3	66
MISSING	IN FOSTER	0	1	1	0	2	0	0	0	0
	IN KENNEL	0	0	0	0	0	0	1	0	1
	Total	0	1	1	0	2	0	1	0	1
Total		1	36	67	1	105	28	50	3	81

Animals that went to Foster Care March 2019 & 2020

	2019				2020			
	CAT	DOG	OTHERS	Total	CAT	DOG	OTHERS	Total
	0	0	0	0	0	18	0	18
Adult Cat	23	0	0	23	95	0	0	95
Adult Dog	0	39	0	39	0	172	0	172
Hospice	1	3	0	4	2	1	0	3
Medical Condition	128	29	4	161	64	68	1	133
To Adopt	8	51	0	59	21	89	1	111
Total	160	122	4	286	182	348	2	532

APS March 2019 & 2020

	2019	2020
Abandoned Animal	52	31
Bite Reports	124	138
Court	0	1
Cruelty/Neglect	196	134
Dangerous Dog Investigation	1	0
DOA Pickups	264	237
Follow Ups	0	3
Followup	1	1
Hoarding Cases	8	2
Inv	12	12
Law Enforcement Assist	103	99
Leash Law Violations	266	300
Noise & Waste Complaints	128	112
Other	3	1
Outreach Events	3	2
Owned	8	6
Possible Rabies Exposure	21	21
Rescue	1	4
Strays	541	655
Tie Outs	33	48
Transport	12	12
Trap	1	1
Wild	2	3
Total	1,780	1,823

Licensing & Donations March 2019 & 2020

	2019	2020
Altered Dog License	7,622	6,655
Unaltered Dog License	342	328
Others	1,395	1,454
Total	9,359	8,437

	2019	2020
Altered Dog License	\$133,815.00	\$122,974.00
Unaltered Dog License	\$20,582.00	\$20,379.00
Total	\$154,397.00	\$143,353.00

	2019	2020
DONATION ADOP	\$859.00	\$198.00
DONATION GEN	\$26,598.97	\$32,487.20
DONATION GRANTS	\$-95.00	\$-255.00
DONATION OUTR	\$122.00	\$82.00
DONATION S/N	\$566.00	\$798.50
DONATION SAMS	\$1,862.00	\$2,168.00
Total	\$29,912.97	\$35,478.70

Clinic Activity March 2019 & 2020

Number of Alterations

	2019	2020
BIRD		0.00
CAT	121.00	112.00
DOG	321.00	415.00
LIVESTOCK		0.00
OTHER	1.00	2.00
Total	443.00	529.00

Number of Special Surgeries

	2019	2020
BIRD		0.00
CAT	13.00	18.00
DOG	42.00	35.00
LIVESTOCK		0.00
OTHER	0.00	0.00
Total	55.00	53.00