

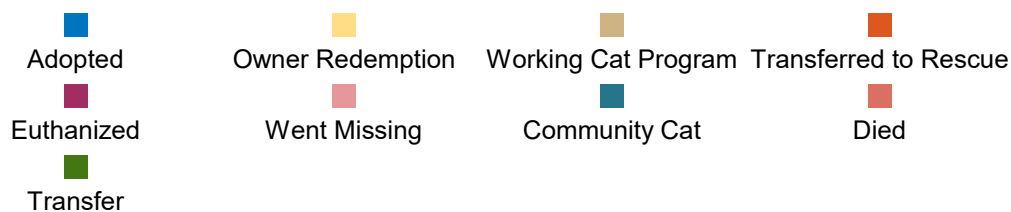
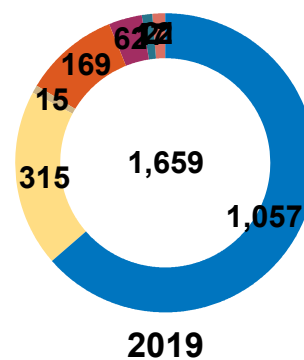
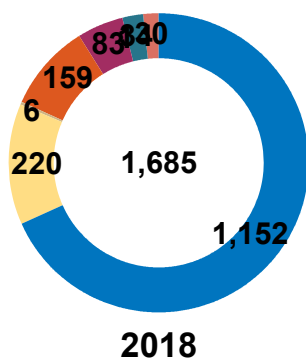
Pima Animal Care Center Monthly
Report
December 2018 and 2019

Animal Intakes December 2018 & December 2019

	2018				2019			
	CAT	DOG	OTHERS	Total	CAT	DOG	OTHERS	Total
Stray	179	657	4	840	161	741	3	905
Owner Surrender	102	214	3	319	140	250	1	391
Transfer	0	2	0	2	0	0	0	0
Returned	18	59	0	77	10	36	0	46
Confiscated	18	56	2	76	5	48	5	58
Quarantine	2	22	0	24	2	30	0	32
Total Live Intakes	319	1,010	9	1,338	318	1,105	9	1,432

Animal Outcomes December 2018 & December 2019

	2018				2019			
	CAT	DOG	OTHERS	Total	CAT	DOG	OTHERS	Total
Adopted	474	664	14	1,152	441	611	5	1,057
Owner Redemption	6	214	0	220	10	303	2	315
Working Cat Program	6	0	0	6	15	0	0	15
Transferred to Rescue	57	99	3	159	35	134	0	169
Community Cat	34	0	0	34	17	0	0	17
Euthanized	20	61	2	83	23	38	1	62
Went Missing	0	1	0	1	0	1	0	1
Died	13	16	1	30	8	11	2	21
Transfer	0	0	0	0	0	2	0	2
Total	610	1,055	20	1,685	549	1,100	10	1,659



December 2018 Save Rate 91.48%

December 2018 Live Release Rate 93.10%

December 2019 Save Rate 94.13%

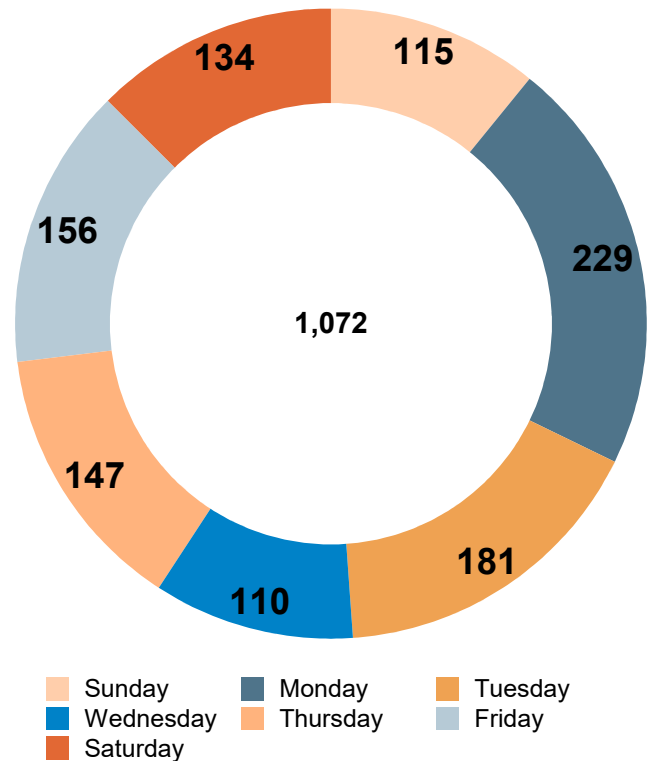
December 2019 Live Release Rate 94.88%

** Save Rate = Live Intakes - Non-Live Outcomes / Live Intakes

** Live Release Rate = Live Outcomes / Total Outcomes

Adoptions by Day

	CAT	DOG	Others	Total
12/1/2019	18	14	0	32
12/2/2019	41	45	0	86
12/3/2019	30	23	0	53
12/4/2019	19	15	0	34
12/5/2019	27	24	0	51
12/6/2019	13	19	1	33
12/7/2019	16	18	0	34
12/8/2019	11	9	0	20
12/9/2019	9	28	0	37
12/10/2019	11	22	0	33
12/11/2019	25	23	0	48
12/12/2019	13	16	0	29
12/13/2019	15	18	0	33
12/14/2019	11	16	1	28
12/15/2019	5	16	0	21
12/16/2019	11	27	0	38
12/17/2019	11	18	0	29
12/18/2019	13	15	0	28
12/19/2019	6	19	2	27
12/20/2019	22	23	0	45
12/21/2019	10	20	0	30
12/22/2019	9	11	0	20
12/23/2019	14	36	1	51
12/24/2019	11	24	0	35
12/26/2019	17	23	0	40
12/27/2019	13	32	0	45
12/28/2019	24	18	0	42
12/29/2019	14	8	0	22
12/30/2019	5	12	0	17
12/31/2019	12	19	0	31
Total	456	611	5	1,072



Non-Live Outcomes December 2018 & December 2019

		2018				2019			
		CAT	DOG	OTHER	Total	CAT	DOG	OTHER	Total
DIED	AT VET	3	5	0	8	0	0	0	0
	ENROUTE	0	1	0	1	1	0	0	1
	IN FOSTER	2	2	1	5	3	3	1	7
	IN KENNEL	8	8	0	16	4	7	1	12
	IN SURGERY	0	0	0	0	0	1	0	1
	Total	13	16	1	30	8	11	2	21
EUTH		0	1	0	1	0	0	0	0
	BEHAVIOR	0	11	0	11	0	11	0	11
	MEDICAL	20	49	2	71	23	27	1	51
	Total	20	61	2	83	23	38	1	62
MISSING	IN KENNEL	0	1	0	1	0	1	0	1
	Total	0	1	0	1	0	1	0	1
Total		33	78	3	114	31	50	3	84

Animals that went to Foster Care December 2018 & 2019

	2018				2019			
	CAT	DOG	OTHERS	Total	CAT	DOG	OTHERS	Total
	0	4	0	4	0	1	0	1
Adult Cat	40	0	0	40	38	0	0	38
Adult Dog	0	54	0	54	1	39	0	40
Hospice	2	3	0	5	3	3	0	6
Medical Condition	59	62	2	123	54	49	2	105
To Adopt	10	52	1	63	42	45	0	87
Total	111	175	3	289	138	137	2	277

APS December 2018 & 2019

	2018	2019
Abandoned Animal	60	51
Bite Reports	98	130
Court	0	3
Cruelty/Neglect	82	156
Dangerous Dog Investigation	0	2
DOA Pickups	263	348
Follow Ups	10	3
Followup	0	2
Hoarding Cases	2	5
Inv	6	2
Law Enforcement Assist	102	121
Leash Law Violations	215	311
Noise & Waste Complaints	150	100
Other	0	1
Outreach Events	8	8
Owned	15	12
Possible Rabies Exposure	14	14
Prot Cust	1	0
Rescue	4	3
Strays	720	825
Tie Outs	32	33
Transport	27	29
Trap	4	2
Wild	3	3
Total	1,816	2,164

Licensing & Donations December 2018 & 2019

	2018	2019
Altered Dog License	5,050	5,992
Unaltered Dog License	238	277
Others	1,453	1,447
Total	6,741	7,716

	2018	2019
Altered Dog License	\$87,339.00	\$106,187.00
Unaltered Dog License	\$14,605.00	\$17,149.00
Total	\$101,944.00	\$123,336.00

	2018	2019
DONATION	\$100.00	\$0.00
DONATION ADOP	\$1,310.00	\$1,379.00
DONATION GEN	\$62,099.72	\$65,150.74
DONATION GRANTS	\$-339.00	\$-411.00
DONATION OUTR	\$36.00	\$69.00
DONATION S/N	\$2,853.00	\$2,287.00
DONATION SAMS	\$5,455.00	\$9,125.33
Total	\$71,514.72	\$77,600.07

Clinic Activity December 2018 & 2019

Number of Alterations

	2018	2019
BIRD		0.00
CAT	234.00	342.00
DOG	476.00	516.00
OTHER	5.00	2.00
Total	715.00	860.00

Number of Special Surgeries

	2018	2019
BIRD		0.00
CAT	12.00	20.00
DOG	48.00	61.00
OTHER	0.00	1.00
Total	60.00	82.00