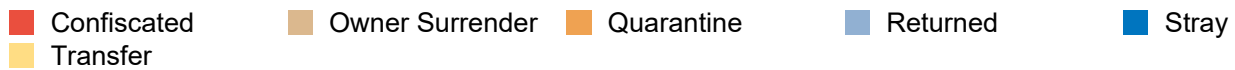
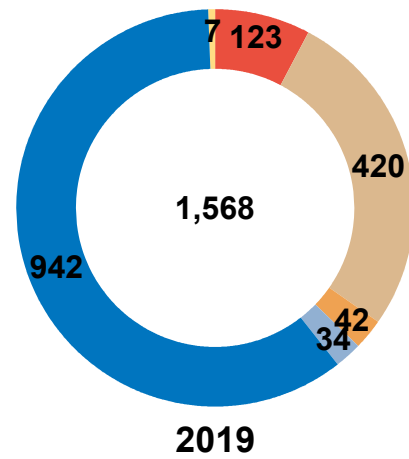
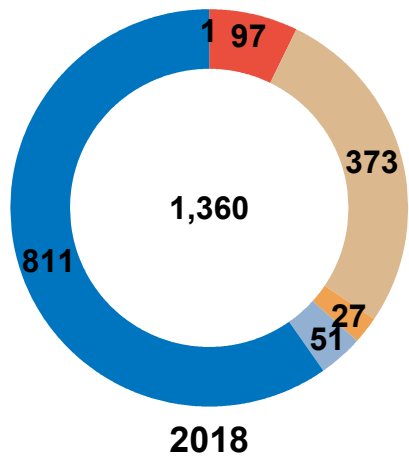


Pima Animal Care Center Monthly
Report
November 2018 and 2019

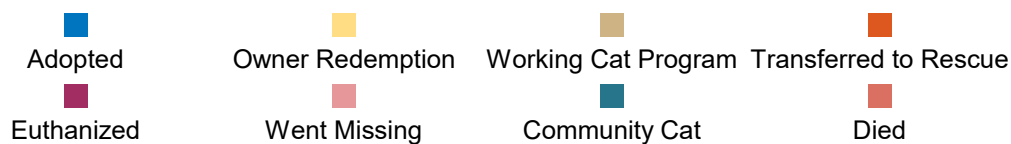
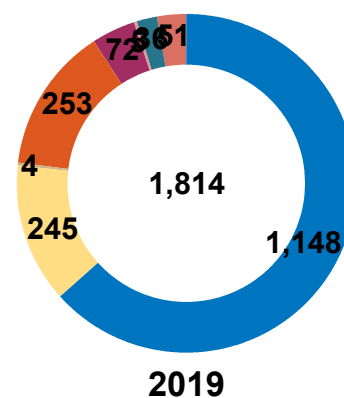
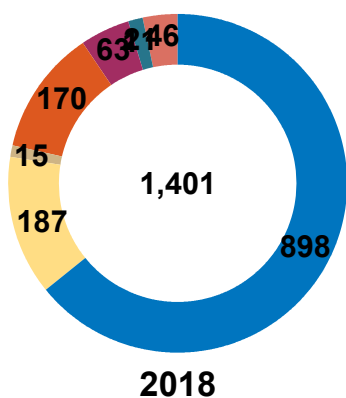
Animal Intakes November 2018 & November 2019

	2018				2019			
	CAT	DOG	OTHERS	Total	CAT	DOG	OTHERS	Total
Stray	242	565	4	811	254	681	7	942
Owner Surrender	185	187	1	373	165	248	7	420
Transfer	0	1	0	1	3	4	0	7
Returned	10	41	0	51	9	25	0	34
Confiscated	35	54	8	97	43	76	4	123
Quarantine	5	22	0	27	9	33	0	42
Total Live Intakes	477	870	13	1,360	483	1,067	18	1,568



Animal Outcomes November 2018 & November 2019

	2018				2019			
	CAT	DOG	OTHERS	Total	CAT	DOG	OTHERS	Total
Adopted	368	526	4	898	450	625	73	1,148
Owner Redemption	11	176	0	187	17	219	9	245
Working Cat Program	15	0	0	15	4	0	0	4
Transferred to Rescue	88	82	0	170	82	170	1	253
Community Cat	21	0	0	21	36	0	0	36
Euthanized	21	40	2	63	23	49	0	72
Went Missing	0	1	0	1	1	3	1	5
Died	26	16	4	46	27	23	1	51
Total	550	841	10	1,401	640	1,089	85	1,814



November 2018 Save Rate 91.91%

November 2018 Live Release Rate 92.03%

November 2019 Save Rate 91.84%

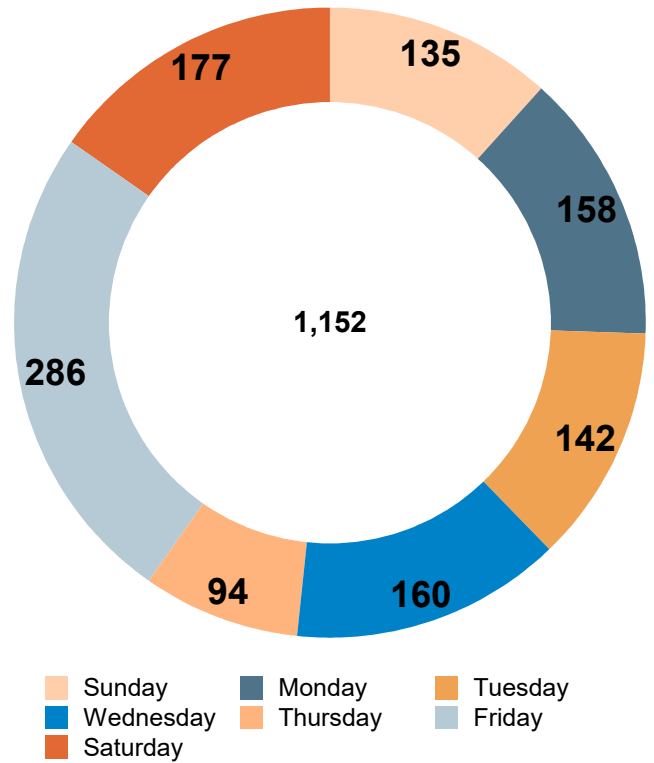
November 2019 Live Release Rate 92.81%

** Save Rate = Live Intakes - Non-Live Outcomes / Live Intakes

** Live Release Rate = Live Outcomes / Total Outcomes

Adoptions by Day

	CAT	DOG	Others	Total
11/1/2019	9	32	0	41
11/2/2019	13	19	0	32
11/3/2019	11	20	0	31
11/4/2019	19	23	1	43
11/5/2019	8	11	1	20
11/6/2019	9	27	2	38
11/7/2019	9	14	4	27
11/8/2019	21	31	60	112
11/9/2019	20	21	0	41
11/10/2019	26	17	0	43
11/12/2019	17	31	1	49
11/13/2019	38	17	1	56
11/14/2019	10	23	0	33
11/15/2019	16	25	0	41
11/16/2019	36	15	0	51
11/17/2019	12	22	0	34
11/18/2019	28	33	0	61
11/19/2019	12	26	0	38
11/20/2019	6	14	3	23
11/21/2019	17	17	0	34
11/22/2019	8	23	0	31
11/23/2019	13	10	0	23
11/24/2019	10	17	0	27
11/25/2019	12	42	0	54
11/26/2019	7	28	0	35
11/27/2019	19	24	0	43
11/29/2019	35	26	0	61
11/30/2019	13	17	0	30
Total	454	625	73	1,152



Non-Live Outcomes November 2018 & November 2019

		2018				2019				
		CAT	DOG	OTHER	Total	BIRD	CAT	DOG	OTHER	Total
DIED	AT VET	0	7	0	7	0	1	0	0	1
	ENROUTE	0	0	0	0	0	0	1	0	1
	IN CARE	0	0	0	0	0	0	1	0	1
	IN FOSTER	19	2	4	25	1	20	12	0	33
	IN KENNEL	5	6	0	11	0	5	9	0	14
	IN SURGERY	2	1	0	3	0	1	0	0	1
	Total	26	16	4	46	1	27	23	0	51
EUTH		0	0	0	0	0	0	2	0	2
	AT VET	0	0	0	0	0	0	2	0	2
	BEHAVIOR	0	7	0	7	0	0	15	0	15
	MEDICAL	21	33	2	56	0	23	30	0	53
	Total	21	40	2	63	0	23	49	0	72
MISSING		0	0	0	0	0	0	1	0	1
	ENROUTE	0	1	0	1	0	0	0	0	0
	IN FOSTER	0	0	0	0	0	1	0	0	1
	IN KENNEL	0	0	0	0	0	0	2	1	3
	Total	0	1	0	1	0	1	3	1	5
Total		47	57	6	110	1	51	75	1	128

Animals that went to Foster Care November 2018 & 2019

	2018				2019			
	CAT	DOG	OTHERS	Total	CAT	DOG	OTHERS	Total
	0	16	1	17	42	38	0	80
Adult Cat	25	0	0	25	27	0	0	27
Adult Dog	0	42	0	42	0	46	0	46
Hospice	0	0	0	0	3	6	0	9
Medical Condition	114	51	5	170	78	35	2	115
Mom & Litter	20	3	0	23	15	9	0	24
Pregnant	0	4	0	4	2	10	0	12
To Adopt	19	32	2	53	13	26	1	40
Young	12	11	0	23	22	0	0	22
Total	190	159	8	357	202	170	3	375

APS November 2018 & 2019

	2018	2019
Abandoned Animal	56	40
Bite Reports	161	132
Cruelty/Neglect	81	148
Dangerous Dog Investigation	4	2
DOA Pickups	285	327
Follow Ups	9	6
Followup	0	5
Hoarding Cases	6	4
Inv	5	10
Law Enforcement Assist	93	131
Leash Law Violations	222	278
Noise & Waste Complaints	143	135
Other	2	1
Outreach Events	5	1
Owned	8	7
Possible Rabies Exposure	27	12
Rescue	4	0
Strays	541	707
Tie Outs	28	39
Transport	24	33
Trap	1	1
Wild	1	4
Total	1,706	2,023

Licensing & Donations November 2018 & 2019

	2018	2019
Altered Dog License	4,604	5,031
Unaltered Dog License	230	267
Others	965	1,058
Total	5,799	6,356

	2018	2019
Altered Dog License	\$80,606.00	\$86,609.00
Unaltered Dog License	\$14,330.00	\$15,636.00
Total	\$94,936.00	\$102,245.00

	2018	2019
DONATION ADOP	\$60.00	\$565.00
DONATION GEN	\$29,739.02	\$26,623.78
DONATION GRANTS	\$-190.00	\$-245.00
DONATION OUTR	\$16.00	\$104.00
DONATION S/N	\$484.00	\$693.50
DONATION SAMS	\$1,968.00	\$1,815.50
Total	\$32,077.02	\$29,556.78

Clinic Activity November 2018 & 2019

Number of Alterations

	2018	2019
CAT	348	413
DOG	449	472
OTHER	4	4
Total	801	889

Number of Special Surgeries

	2018	2019
CAT	14	21
DOG	45	68
Total	59	89