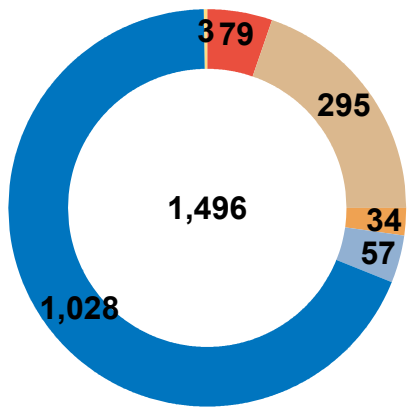


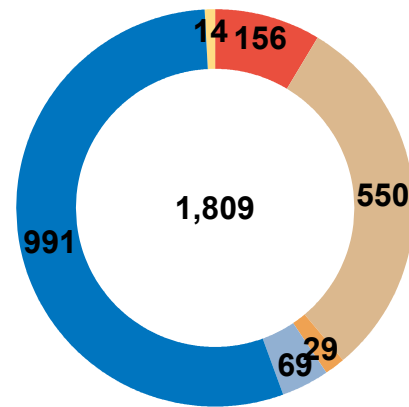
Pima Animal Care Center Monthly
Report
October 2018 and 2019

Animal Intakes October 2018 & October 2019

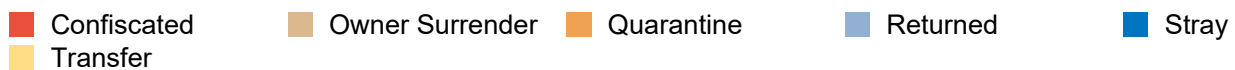
	2018				2019			
	CAT	DOG	OTHERS	Total	CAT	DOG	OTHERS	Total
Stray	351	675	2	1,028	332	648	11	991
Owner Surrender	131	162	2	295	227	284	39	550
Transfer	1	2	0	3	8	6	0	14
Returned	12	45	0	57	16	53	0	69
Confiscated	29	49	1	79	14	73	69	156
Quarantine	8	26	0	34	2	27	0	29
Total Live Intakes	532	959	5	1,496	599	1,091	119	1,809



2018

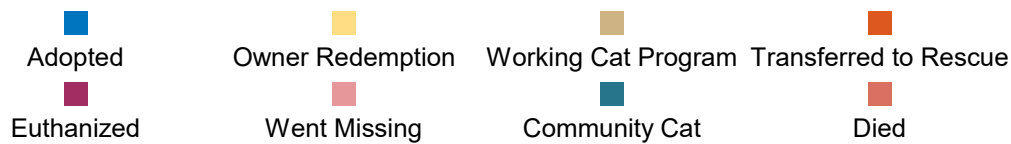
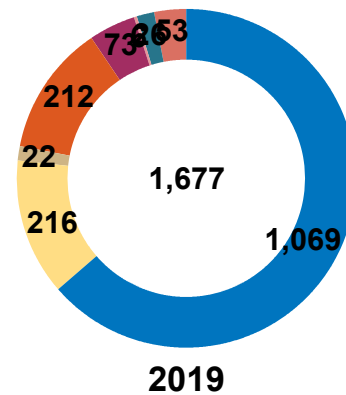
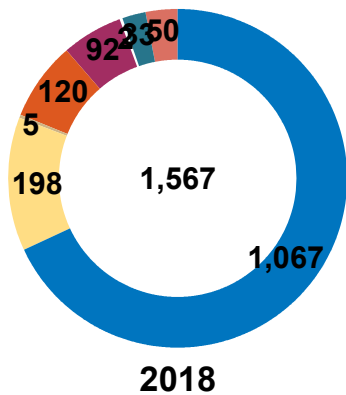


2019



Animal Outcomes October 2018 & October 2019

	2018				2019			
	CAT	DOG	OTHERS	Total	CAT	DOG	OTHERS	Total
Adopted	474	586	7	1,067	344	687	38	1,069
Owner Redemption	15	183	0	198	9	206	1	216
Working Cat Program	5	0	0	5	21	0	1	22
Transferred to Rescue	39	81	0	120	81	123	8	212
Community Cat	33	0	0	33	26	0	0	26
Euthanized	28	61	3	92	32	40	1	73
Went Missing	0	2	0	2	5	1	0	6
Died	28	21	1	50	31	22	0	53
Total	622	934	11	1,567	549	1,079	49	1,677



October 2018 Save Rate 90.37%

October 2018 Live Release Rate 90.62%

October 2019 Save Rate 92.70%

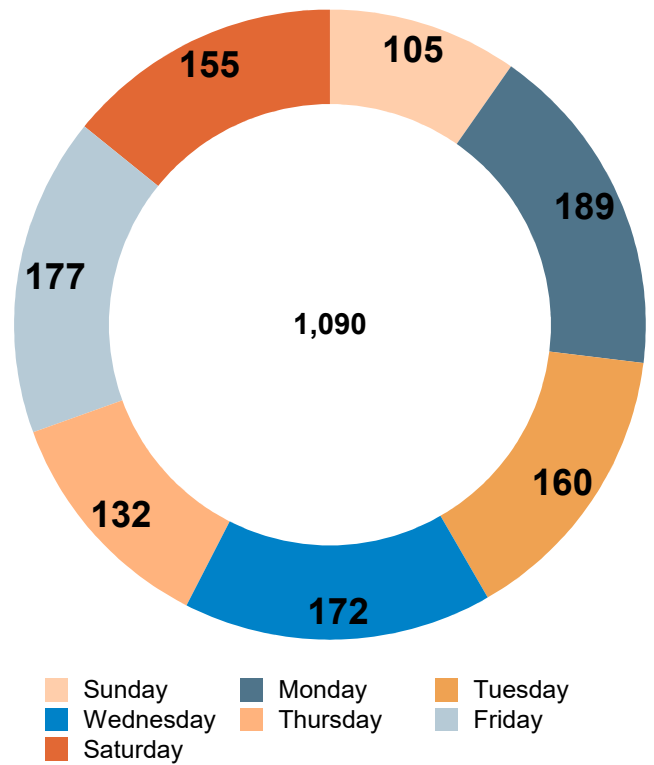
October 2019 Live Release Rate 92.02%

** Save Rate = Live Intakes - Non-Live Outcomes / Live Intakes

** Live Release Rate = Live Outcomes / Total Outcomes

Adoptions by Day

	CAT	DOG	Others	Total
10/1/2019	6	22	0	28
10/2/2019	22	24	1	47
10/3/2019	7	15	0	22
10/4/2019	18	37	0	55
10/5/2019	10	18	0	28
10/6/2019	11	17	1	29
10/7/2019	34	31	0	65
10/8/2019	14	20	0	34
10/9/2019	9	25	0	34
10/10/2019	10	12	0	22
10/11/2019	16	24	0	40
10/12/2019	8	29	0	37
10/13/2019	10	16	0	26
10/14/2019	23	26	0	49
10/15/2019	7	20	0	27
10/16/2019	14	34	15	63
10/17/2019	8	15	6	29
10/18/2019	18	29	8	55
10/19/2019	29	27	6	62
10/20/2019	6	22	0	28
10/21/2019	11	25	0	36
10/22/2019	5	31	0	36
10/23/2019	9	16	1	26
10/24/2019	12	21	0	33
10/25/2019	9	18	0	27
10/26/2019	12	16	0	28
10/27/2019	7	15	0	22
10/28/2019	10	29	0	39
10/29/2019	8	27	0	35
10/30/2019	0	2	0	2
10/31/2019	2	24	0	26
Total	365	687	38	1,090



Non-Live Outcomes October 2018 & October 2019

		2018				2019			
		CAT	DOG	OTHER	Total	BIRD	CAT	DOG	Total
DIED	AT VET	2	5	1	8	0	1	1	2
	ENROUTE	0	1	0	1	0	0	1	1
	IN CARE	0	0	0	0	0	0	1	1
	IN FOSTER	18	4	0	22	0	19	3	22
	IN KENNEL	8	11	0	19	0	10	16	26
	IN SURGERY	0	0	0	0	0	1	0	1
	Total	28	21	1	50	0	31	22	53
EUTH	AT VET	0	0	0	0	1	2	2	5
	BEHAVIOR	1	10	0	11	0	0	3	3
	MEDICAL	27	51	2	80	0	30	35	65
	WILDLIFE	0	0	1	1	0	0	0	0
	Total	28	61	3	92	1	32	40	73
MISSING		0	0	0	0	0	0	1	1
	IN FOSTER	0	0	0	0	0	5	0	5
	IN KENNEL	0	2	0	2	0	0	0	0
	Total	0	2	0	2	0	5	1	6
Total		56	84	4	144	1	68	63	132

Animals that went to Foster Care October 2018 & 2019

	2018				2019			
	CAT	DOG	OTHERS	Total	CAT	DOG	OTHERS	Total
	3	9	0	12	28	42	3	73
Adult Cat	36	0	0	36	52	0	0	52
Adult Dog	0	50	0	50	0	56	0	56
Hospice	1	5	0	6	1	3	0	4
Medical Condition	160	27	1	188	173	32	0	205
Mom & Litter	9	4	7	20	18	10	0	28
Pregnant	1	15	0	16	5	1	0	6
To Adopt	19	37	0	56	23	32	1	56
Young	32	5	0	37	67	2	0	69
Total	261	152	8	421	367	178	4	549

APS October 2018 & 2019

	2018	2019
Abandoned Animal	43	44
Bite Reports	88	119
Court	1	0
Cruelty/Neglect	71	139
Dangerous Dog Investigation	1	3
DOA Pickups	270	292
Follow Ups	1	1
Followup	0	1
Hoarding Cases	1	4
Inv	11	13
Law Enforcement Assist	120	108
Leash Law Violations	237	229
Noise & Waste Complaints	168	130
Other	0	2
Outreach Events	6	0
Owned	2	5
Possible Rabies Exposure	32	35
Rescue	4	4
Strays	647	677
Tie Outs	22	24
Transport	34	65
Trap	3	1
Wild	1	4
Total	1,763	1,900

Licensing & Donations October 2018 & 2019

	2018	2019
Altered Dog License	6,157	5,667
Unaltered Dog License	290	318
Others	1,256	1,111
Total	7,703	7,096

	2018	2019
Altered Dog License	\$107,149.00	\$105,197.00
Unaltered Dog License	\$17,971.00	\$20,056.00
Total	\$125,120.00	\$125,253.00

	2018	2019
DONATION	\$35.00	\$0.00
DONATION ADOP	\$241.00	\$210.00
DONATION GEN	\$35,852.69	\$33,029.87
DONATION GRANTS	\$-121.00	\$-255.00
DONATION OUTR	\$10.00	\$25.00
DONATION S/N	\$231.00	\$305.00
DONATION SAMS	\$4,407.00	\$874.50
Total	\$40,655.69	\$34,189.37

Clinic Activity October 2018 & 2019

Number of Alterations

	2018	2019
CAT	398	335
DOG	494	543
OTHER	9	1
Total	901	879

Number of Special Surgeries

	2018	2019
CAT	22	43
DOG	80	100
OTHER	0	1
Total	102	144