

Appendix E

Valencia Road
At Mountain Eagle
2011
AM Turning Movements

ADT	K	D
449	0.16	0.79
58		15
↓		↑
5	0	53

Mountain Ea
↑
N

Valencia Road

ADT	K	D	ADT	K	D
2139	105	2	13	113	2585
0.18		271	100		0.17
0.72	273	0	0	324	0.26
378	Total		437	Total	
9%	↶	↓	↷	91%	
1%	↷	0%	↶	12%	
99%		#DIV/0!		88%	
0%	##### ↶	##### ↑	##### ↷	0%	
0	0	0	0	0	0
0		↑	0		Total
0			0		0
ADT	K	D			
0	#####	#####			

Valencia Road
At Mountain Eagle
2011
PM Turning Movements

ADT	K	D
449	0.19	0.26
22		64
↓		↑
3	0	19

Mountain Ea

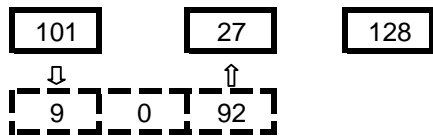
Valencia Road

ADT	K	D	ADT	K	D
2139	251	8	56	304	2585
0.19		144	248		0.18
0.38	152	0	0	163	0.65
403	Total		467	Total	
14%	↶	↓	↷	86%	
5%	↷	0%	↶	18%	
95%		#DIV/0!		82%	
0%	##### ↶	##### ↑	##### ↷	0%	
0	0	0	0	0	0
0		↑	0		Total
0			0		0
ADT	K	D			
0	#####	#####			

**Valencia Road
At Mountain Eagle
Year 2030
AM Turning Movements**

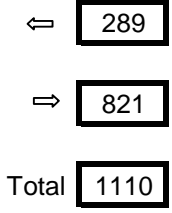
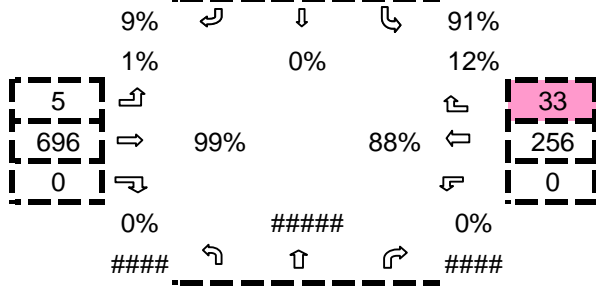
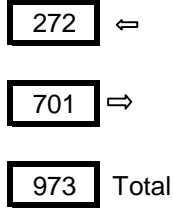
ADT	K	D
797	0.16	0.79

Mountain Ea
↑
N



Valencia Road

ADT	K	D
5405	0.18	0.72



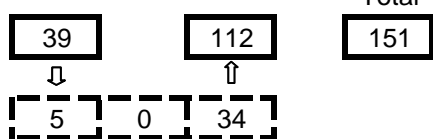
ADT	K	D
6532	0.17	0.26

ADT	K	D
0	#####	#####

**Valencia Road
At Mountain Eagle
Year 2030
PM Turning Movements**

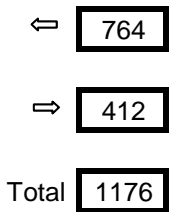
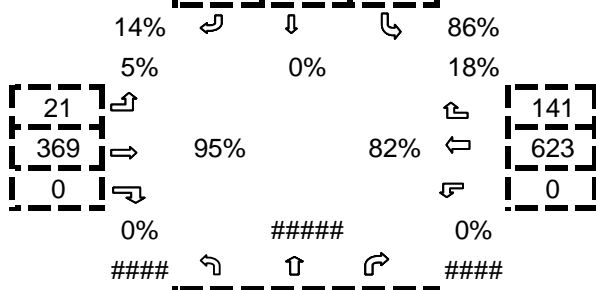
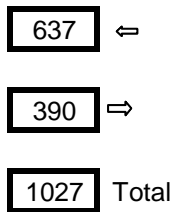
ADT	K	D
797	0.19	0.26

Mountain Eagle



Valencia Road

ADT	K	D
5405	0.19	0.38



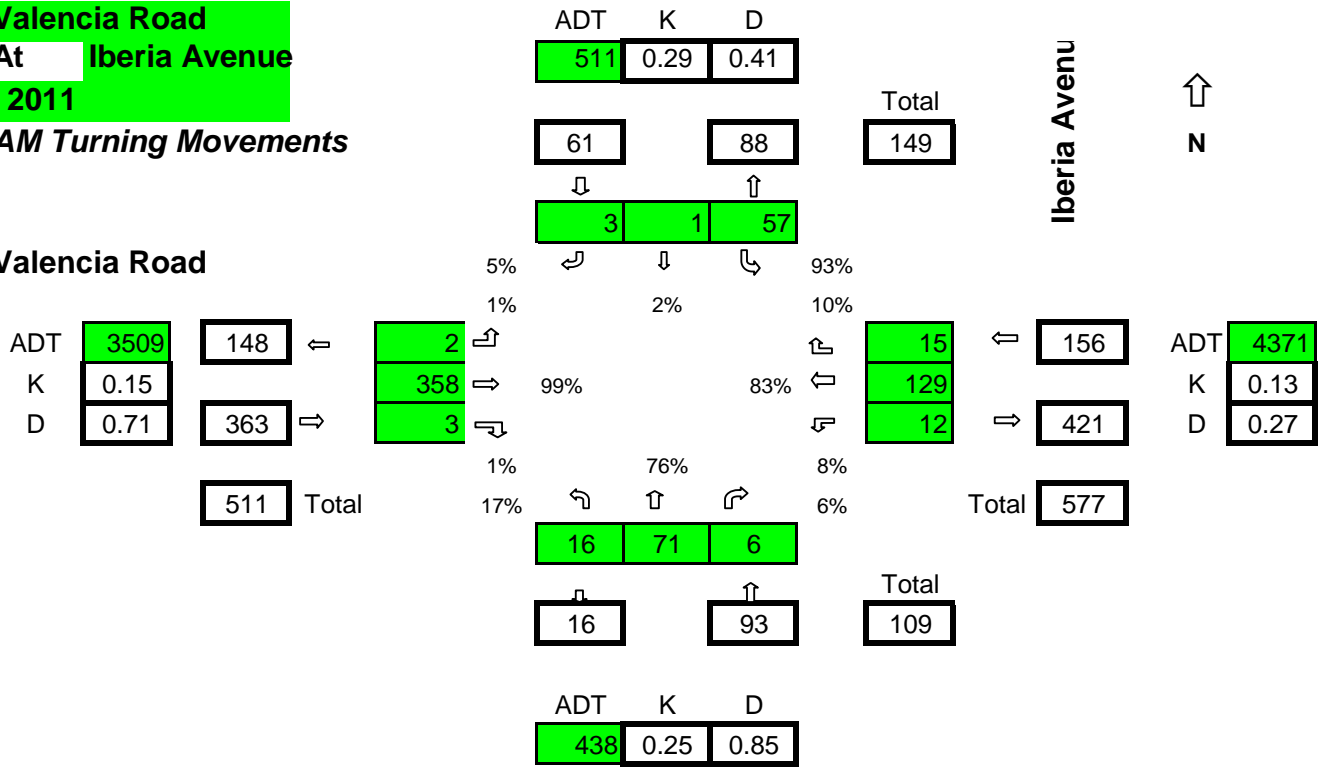
ADT	K	D
6532	0.18	0.65

ADT	K	D
0	#####	#####

Valencia Road
At Iberia Avenue
2011

AM Turning Movements

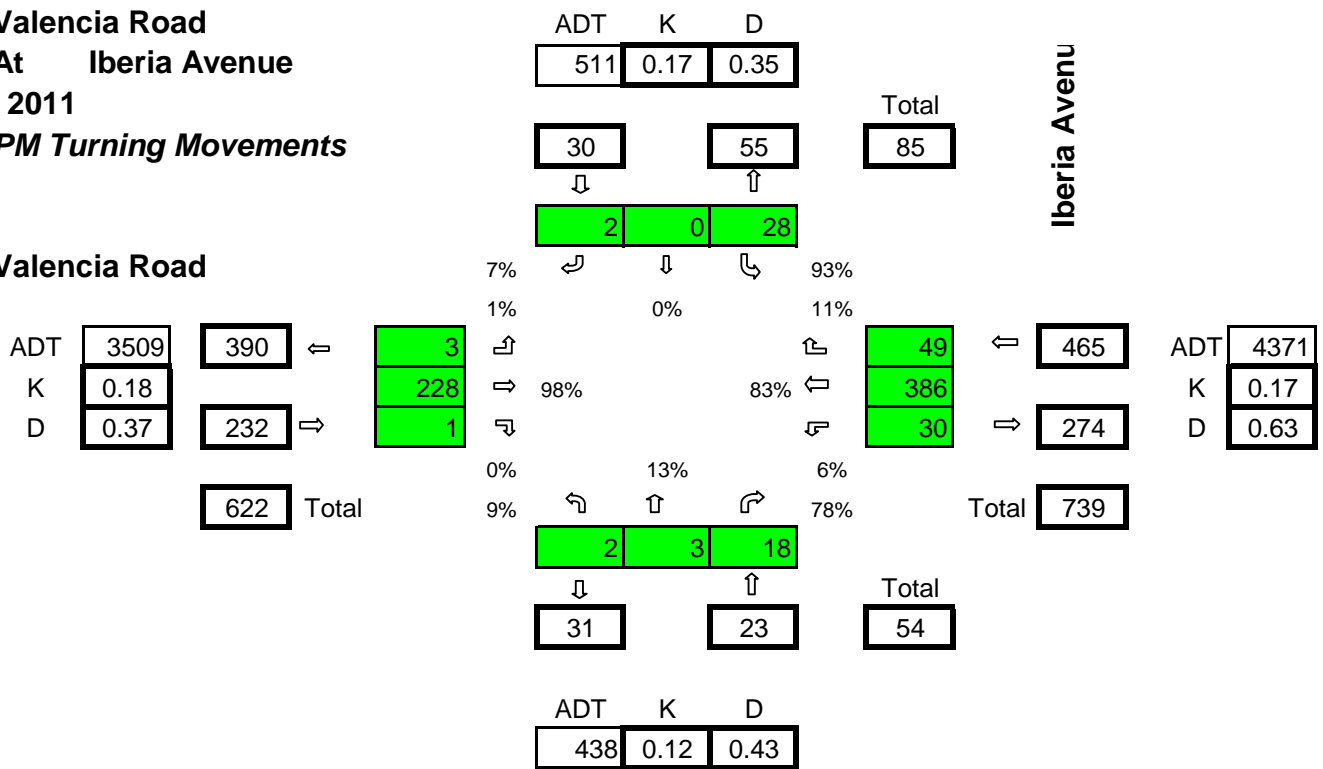
Valencia Road



Valencia Road
At Iberia Avenue
2011

PM Turning Movements

Valencia Road



**Valencia Road
At Iberia Avenue
Year 2030
AM Turning Movements**

ADT	K	D
896	0.15	0.77

103	31	Total
		134

5	2	96
---	---	----

Iberia Avenue



Valencia Road

ADT	K	D
10617	0.14	0.73

401	1085
-----	------

6	1070	9
---	------	---

5% 1% 1% 99% 1% 17%

1% 2% 10%

93%

99%

83%

1% 76% 8%

17%

11	48	4
----	----	---

29	63	Total
		92

46	399	37
----	-----	----

482	1370
-----	------

ADT	K	D
13225	0.14	0.26

1852

ADT	K	D
768	0.12	0.69

**Valencia Road
At Iberia Avenue
Year 2030
PM Turning Movements**

ADT	K	D
896	0.17	0.35

53	99	Total
		152

4	0	49
---	---	----

Iberia Avenue

Valencia Road

ADT	K	D
10617	0.18	0.37

1204	707
------	-----

9	695	3
---	-----	---

7% 1% 0% 98% 0% 9%

0% 13% 6%

93%

98%

83%

0% 13% 6%

9%

3	5	31
---	---	----

52	40	Total
		92

149	1175	91
-----	------	----

1416	832
------	-----

ADT	K	D
13225	0.17	0.63

2248

ADT	K	D
768	0.12	0.43

Wade Road
At Valencia Road
2011
AM Turning Movements

ADT	K	D
0	#####	0.00

0	3	Total	3
---	---	-------	---

0	0	0
---	---	---

Wade Road



Valencia Road

ADT		K		D		Total	
4644	175	0	538	12	0	202	7439
0.16		538		12	1		0.15
0.76	550	12			65	901	0.18
725 Total		98%		67%		1103 Total	

39	2	363
----	---	-----

77	404	Total	481
----	-----	-------	-----

ADT	K	D
2930	0.16	0.84

Wade Road
At Valencia Road
2011
PM Turning Movements

ADT	K	D
0	#####	0.00

0	1	Total	1
---	---	-------	---

0	0	0
---	---	---

Wade Road

Valencia Road

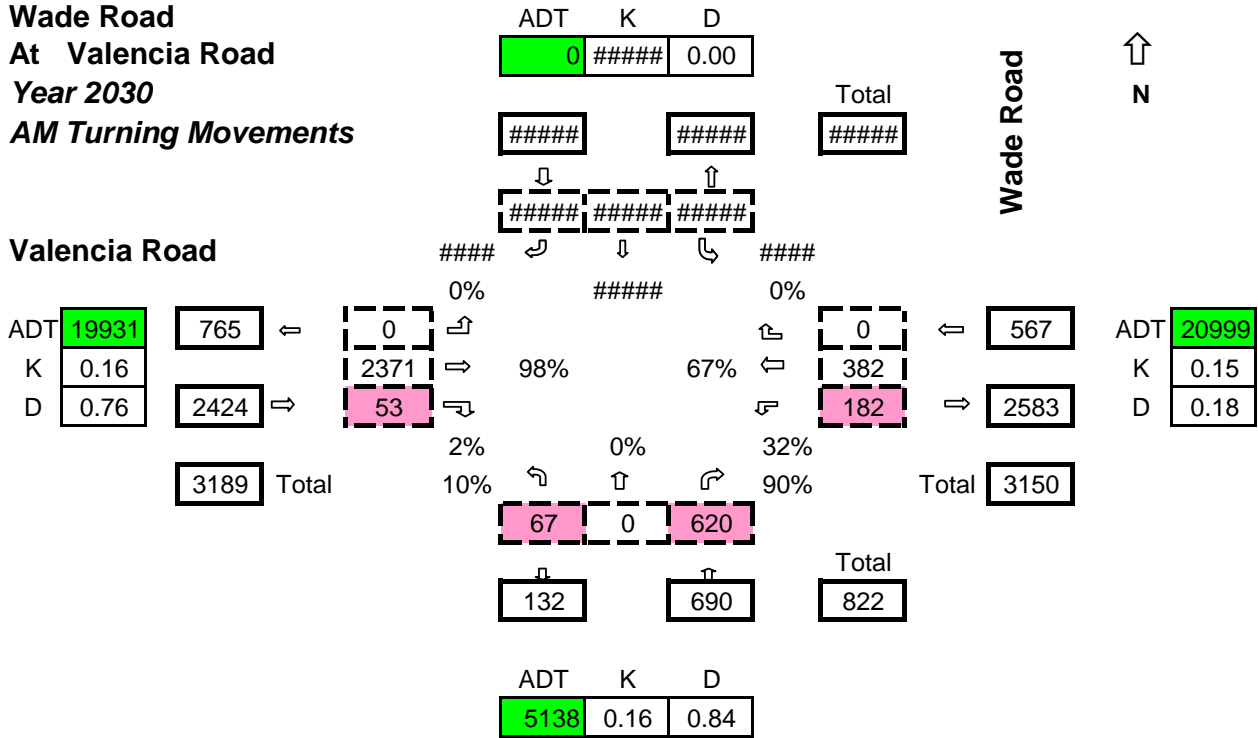
ADT		K		D		Total	
4644	539	0	284	16	1	998	7439
0.18		284		16	524		0.19
0.36	300	16			473	424	0.70
839 Total		95%		53%		1422 Total	

15	0	140
----	---	-----

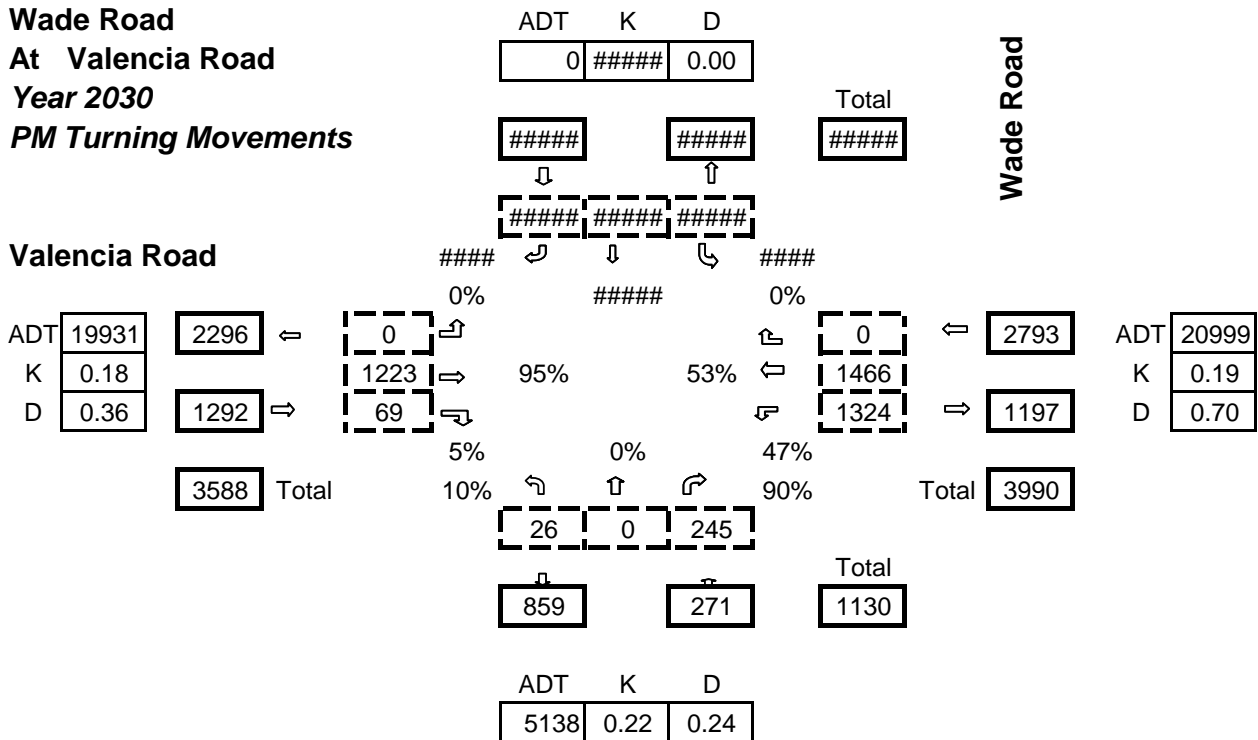
489	155	Total	644
-----	-----	-------	-----

ADT	K	D
2930	0.22	0.24

Wade Road
At Valencia Road
Year 2030
AM Turning Movements



Wade Road
At Valencia Road
Year 2030
PM Turning Movements



Valencia Road
At Camino Verde
2011
AM Turning Movements

ADT	K	D
3512	0.13	0.36
171		299
Total 470		
51	0	120

Camino Verc

↑
N

Valencia Road

ADT	K	D	ADT	K	D	ADT	K	D
7344	199	268	31	179	6977	0	#####	#####
0.16		727	148		0.15	0	#####	#####
0.83	995	0	0	847	0.17	0	#####	#####
1194 Total			1026 Total					
			Total 0					

Valencia Road
At Camino Verde
2011
PM Turning Movements

ADT	K	D
3512	0.16	0.62
357		222
Total 579		
275	0	82

Camino Verc

Valencia Road

ADT	K	D	ADT	K	D	ADT	K	D
7344	829	79	143	697	6977	0	#####	#####
0.16		281	554		0.15	0	#####	#####
0.30	360	0	0	363	0.66	0	#####	#####
1189 Total			1060 Total					
			Total 0					

**Valencia Road
At Camino Verde
Year 2030
AM Turning Movements**

ADT	K	D
10626	0.13	0.36

Camino Verc



497	884	Total
1381		

148	0	349
-----	---	-----

Valencia Road

ADT	K	D
14119	0.16	0.83

384	←
-----	---

505	↖
1370	↗
0	↘

30%	↖	↓	↘	70%
27%		0%		17%
	73%		83%	

59	←
283	↖
0	↘

342	←
-----	---

ADT	K	D
13413	0.15	0.17

2259	Total
------	-------

0%	#####	0%		
#####	↖	↑	↘	#####

2012	Total
------	-------

0	0	0
---	---	---

#####	#####	Total
#####	#####	#####

ADT	K	D
0	#####	#####

**Valencia Road
At Camino Verde
Year 2030
PM Turning Movements**

ADT	K	D
10626	0.16	0.62

Camino Verde

1054	646	Total
1700		

812	0	242
-----	---	-----

Valencia Road

ADT	K	D
14119	0.16	0.30

1581	←
------	---

149	↖
529	↗
0	↘

77%	↖	↓	↘	23%
22%		0%		21%
	78%		79%	

272	←
1056	↖
0	↘

1328	←
------	---

ADT	K	D
13413	0.15	0.66

2259	Total
------	-------

0%	#####	0%		
#####	↖	↑	↘	#####

2012	Total
------	-------

0	0	0
---	---	---

#####	#####	Total
#####	#####	#####

ADT	K	D
0	#####	#####

Valencia Road
At Ignacio Baumea
2011

AM Turning Movements

ADT	K	D
0	#####	#####
0		0
0	0	0

Ignacio Baur

↑
N

Total
0

Valencia Road

Valencia Road			Turning Movements			Ignacio Baur		
ADT	8942	264	0		0	305	ADT	8322
K	0.12		758		251		K	0.13
D	0.75	777	19		54	799	D	0.28
Total			1041		1104	Total		
			24%	0%	76%			
			13	0	41			
			73		54			
			Total			127		
			ADT	K	D			
			1750	0.07	0.43			

Valencia Road

At Ignacio Baumea
2011
PM Turning Movements

ADT	K	D
0	#####	#####
0		0
0	0	0

Ignacio Baur

Valencia Road

Valencia Road			Turning Movements			Ignacio Baur		
ADT	8942	820	0		0	843	ADT	8322
K	0.16		580		796		K	0.19
D	0.42	603	23		47	773	D	0.52
Total			1423		1616	Total		
			11%	0%	89%			
			24	0	193			
			70		217			
			Total			287		
			ADT	K	D			
			1750	0.16	0.76			

**Valencia Road
At Ignacio Baumea
Year 2030
AM Turning Movements**

ADT	K	D
0	#####	#####

#REF!	#REF!	Total #REF!
-------	-------	----------------

0	0	0
---	---	---

↑
N
Ignacio Baur

Valencia Road

ADT	K	D
18839	0.12	0.75

565	←
1696	⇒

0	↖
1655	↗
41	↘

↖ ↓ ↘ ####
0% ##### 0%

↖ 98% ↗ 82%
↘ 2% ↖ 18%

↖ 24% ↑ 0% ↘ 76%

39	0	121
----	---	-----

211	160	Total 371
-----	-----	--------------

638	←
1641	⇒
Total 2279	

ADT	K	D
17533	0.13	0.28

ADT	K	D
5295	0.07	0.43

**Valencia Road
At Ignacio Baumea
Year 2030
PM Turning Movements**

ADT	K	D
0	#####	#####

#####	#####	Total #####
-------	-------	----------------

0	0	0
---	---	---

↑
N
Ignacio Baumea

Valencia Road

ADT	K	D
18839	0.16	0.42

1748	←
1266	⇒

0	↖
1218	↗
48	↘

↖ ↓ ↘ ####
0% ##### 0%

↖ 96% ↗ 41%
↘ 4% ↖ 6%

↖ 11% ↑ 0% ↘ 89%

71	0	573
----	---	-----

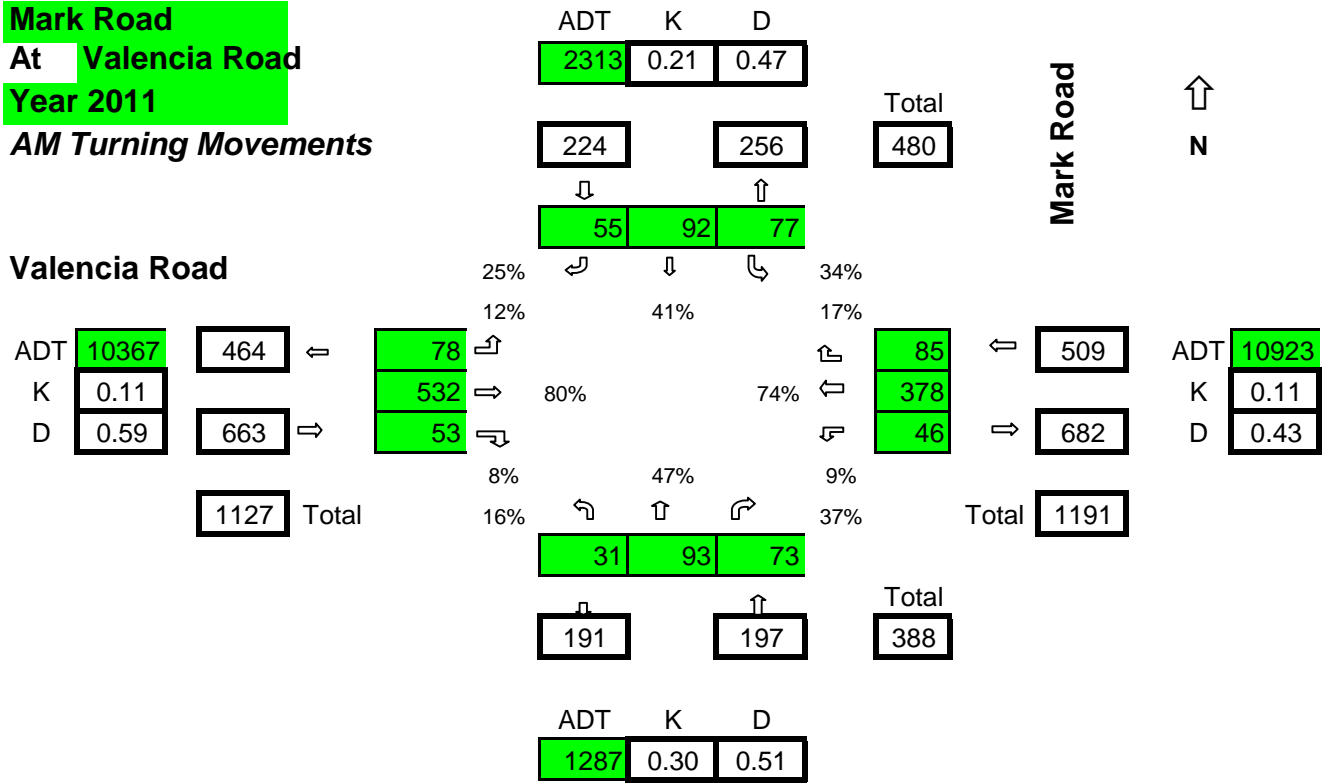
203	644	Total 847
-----	-----	--------------

1732	←
1599	⇒
Total 3331	

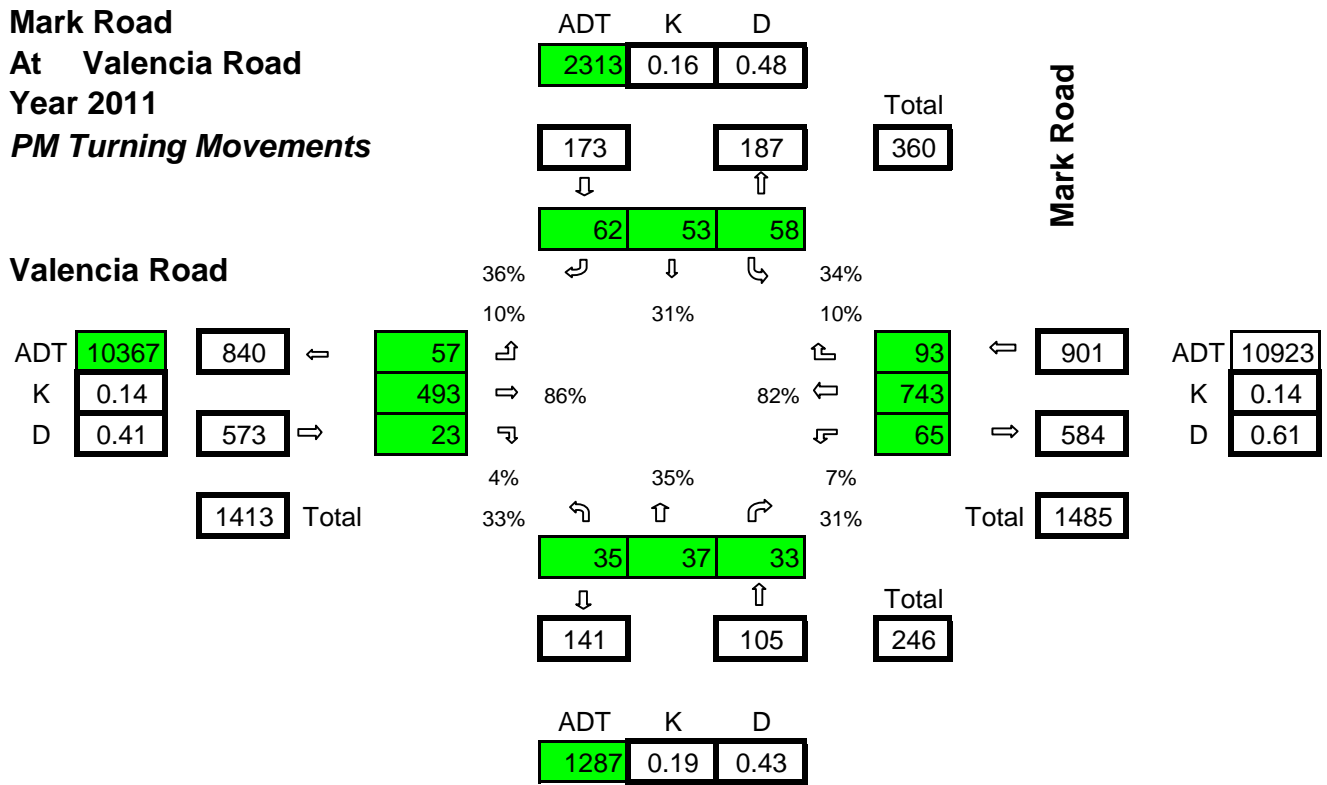
ADT	K	D
17533	0.19	0.52

ADT	K	D
5295	0.16	0.76

Mark Road
At Valencia Road
Year 2011
AM Turning Movements



Mark Road
At Valencia Road
Year 2011
PM Turning Movements



Mark Road
At Valencia Road
Year 2030
AM Turning Movements

ADT	K	D
6060	0.21	0.47

598	675	Total
		1273

147	246	206
-----	-----	-----

Mark Road

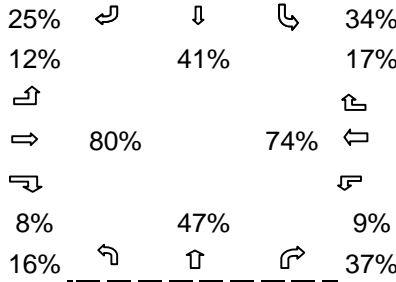


Valencia Road

ADT	K	D
19931	0.11	0.59

899	↔
-----	---

152	↗
1038	↔
103	↘



182	↖
808	↔
98	↗

1088	↔
1443	↔

ADT	K	D
23013	0.11	0.43

2192	Total
------	-------

189	568	446
-----	-----	-----

2531	Total
------	-------

1157	1204	Total
		2361

ADT	K	D
7871	0.30	0.51

Mark Road
At Valencia Road
Year 2030
PM Turning Movements

ADT	K	D
6060	0.16	0.48

466	504	Total
		970

167	143	156
-----	-----	-----


Mark Road

Valencia Road

ADT	K	D
19931	0.14	0.41

1646	↔
------	---

114	↗
984	↔
46	↘



203	↖
1620	↔
142	↗

1965	↔
1257	↔

ADT	K	D
23013	0.14	0.61

2790	Total
------	-------

214	227	202
-----	-----	-----

3222	Total
------	-------

853	643	Total
		1496

ADT	K	D
7871	0.19	0.43